

NEW!

KLIMAIRE®

Packaged Terminal
Air Conditioner & Heat Pump

With Integrated Wi-Fi Smart Control

PTAC and PTHP

All-in-One Zoned Cooling & Heating Solution
Affordable for Multi Family & Lodging, Sunrooms
and Assisted Living Facilities



UP TO
11.4
EER2

**GOLDEN
FINS**

Klimaïre's new PTAC and PTHP models offer superior energy efficiency, ultra-quiet operation, and smart control solutions. Our units help reduce energy costs by up to 70%, making them the ideal choice for hoteliers looking to improve their bottom line while providing exceptional guest comfort.

- Wifi Smart Control with NetHome Plus App
- Auto re-start memory function
- Fresh air intake
- Compressor re-start delay protection
- Anti-freeze protection
- Fits into standard 42" x 16" wall sleeve.
- Power cord with reset current detection device
- Built-in receiver for an optional wireless remote
- Automatic Auxiliary Heating
- 4 in 1 Multi-Function Mode
- Comfort Fan operation



Comfort Command

More homeowners and property managers across the United States are choosing the Klimaire line of PTAC (Packaged Terminal Air Conditioner) and PTHP (Packaged Terminal Heat Pump) units for their homes, lodging facilities, and multi-family projects. These units provide an economical and efficient way to cool and heat any room, boasting easy installation and maintenance for years of satisfactory use. The new Klimaire PTAC product line is designed with energy efficiency in mind, offering excellent performance to ensure guest comfort.

Equipped with Wi-Fi Smart Control, users can remotely manage settings for superior comfort and energy savings. Additionally, built-in fresh air intake ensures clean and healthy indoor air quality (IAQ), promoting the well-being of all occupants. Klimaire PTAC and PTHP units are the perfect choice for reliable, cost-effective heating and cooling solutions.



WI-FI REMOTE MANAGEMENT

Enables to remotely control your unit from anywhere with the NetHome Plus App.



EXCEPTIONALLY QUIET OPERATION – SEPARATE OUTDOOR AND INDOOR MOTORS

Improved larger diameter indoor tangential fan wheel provides uniform and silent air flow, along with the dual motor configuration contribute to lower noise level for quiet environment.



DIGITAL DISPLAY CONTROL

Every unit is built with standard push button controls and LED display to show the set temperature and operational codes.



EASY TO CLEAN FILTER

Pull out long life washable polypropylene dust collector filter offers effective air filtration and is easy to clean without opening the intake front panel for easy maintenance.



WIRELESS OR WIRED WALL THERMOSTAT

PRO1® IAQ low voltage thermostat has an easy-to-read display with blue backlight and a glow-in-the-dark light button. Model also features separate heating and cooling swing (cycle rate) adjustments.



REMOTE CONTROL

Your unit is equipped with built-in receiver for an optional wireless remote control for convenience and added comfort.




FRESH AIR INTAKE

An adjustable damper allows fresh air into the living space for a cleaner and fresher room environment comfort. A polypropylene mesh filter prevents air borne pollutants into living space and easy to clean using mild soap and water, and is suitable and prefer for hospitality, assisted living and residential applications.




POWER CORD

Factory supplied power cord with 3-prong grounding plug and current detection device and circuit interrupter and manual reset.



CONVENIENT & RELIABLE ELECTRONIC CONTROLS

Saves money by controlling the lowest and the highest temperature by adjusting the set dip switches settings, there are several options to control your Klimaire units, by adding a standard wall thermostat, a wireless remote control, or from the front office.




INDUSTRY STANDARD

Wall sleeve, hence it makes installation easy, economical and quick, either for replacement of existing units or for new construction.



STYLISH SLIM DESIGN

7"-3/4 front depths enhances valuable room space with this sleek unit front.



FRONT OFFICE CONTROL

To efficiently manage all of the rooms at the front desk for energy savings via dip switch configuration.



CONDENSATE DISPERSION SLINGER

The condensate water from indoor is thrown directly onto the condenser coil for rapid evaporation an increased cooling efficiency, reducing the volume of condensate to drain.

AUTOMATIC AUXILIARY HEATING

Ensure continuous comfort with Klimaire's Automatic Auxiliary Heating. If the heat pump system fails or extra heating is needed, the unit automatically switches to electric resistance heat. No more "no heat" complaints.

SELF-DIAGNOSTIC FUNCTION:

Identifies and displays error codes for quick troubleshooting and maintenance.

4-IN-1 MULTIFUNCTION MODE:

Provides Cool, Dry, Heat, and Fan modes with Auto, High, and Low fan settings for efficient climate control in any weather and to suit personal preferences.



GOLDEN FIN:

Enhance heat exchange efficiency and provide superior corrosion resistance, ensuring long-term performance and durability in harsh outdoor environments.



Standard Features

- **Wi-Fi Smart Control**
Control module factory installed that allows you to fully control your unit using Alexa or Google Assistant via a secure connection to your home network from across your city or any place of the world.
- **Energy Efficiency.**
Up to 11.4 EER2 and up to 3.4 COP may qualify your unit for special rebates offered by local electrical power companies.
- **Higher dehumidification capacity.**
Keep low the humidity level in your room without needing expensive accessories, making your guests more comfortable at higher temperatures and reducing your cooling costs.
- **2-year Parts Warranty - 5-year Compressor Warranty.**
One of the best industry warranties: First 2 years parts and labor. Third thru Fifth year compressor warranty.
- **Completely Tested.**
Klimaite units are thoroughly tested at the factory to verify the components and performance of the final product adheres to our higher quality standards.
- **Easily removable filters.**
The filters of the Klimaite units are easily pulled-out for cleaning and washing.
- **Slim front depth.**
The unit has a slim front which reduces space occupation and allows more space in the for the guest comfort.
- **Good Compatibility.**
KC Series is compatible to the most of existing PTAC wall sleeve, which can be convenient for replacement demands.
- **Easy Service with LED Diagnostic.**
Panel LED Screen display error codes for quick diagnostic and no guessing to determine the problem.
- **Customization by Dip Switches.**
 - Dual Fan operations select between constant or cycle ON/OFF operation independly for cooling and heating mode.
 - Setpoint Operation Temperature Limits. Manage Energy Consumption and save by restricting range of temperature control.



Features Reliable & Durable



Auto Quick Warm up (Heat Pump Models)

The auxiliary heater is activated when the temperature falls below 8°F of the set point for quick warm up.



Anti-Freezing Protection

Effectively prevent evaporator from freezing to prolong product life.



Random Compressor Restart

Protects electrical systems from overload when power is restored, with 8 minute delay. This feature extends the over all life of the compressor.



Improved Electronic Defrost Control

Prevent freeze in low temperature.



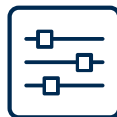
Anti-Corrosion Design

Galvanized zinc-coated steel wall sleeve and stainless steel end plates protects the surface from corrosion.

Gold fin can withstands the erosion of destructive elements when it enters into the inside of body.



24V Thermostat Compatible



Front Desk Reserved Port

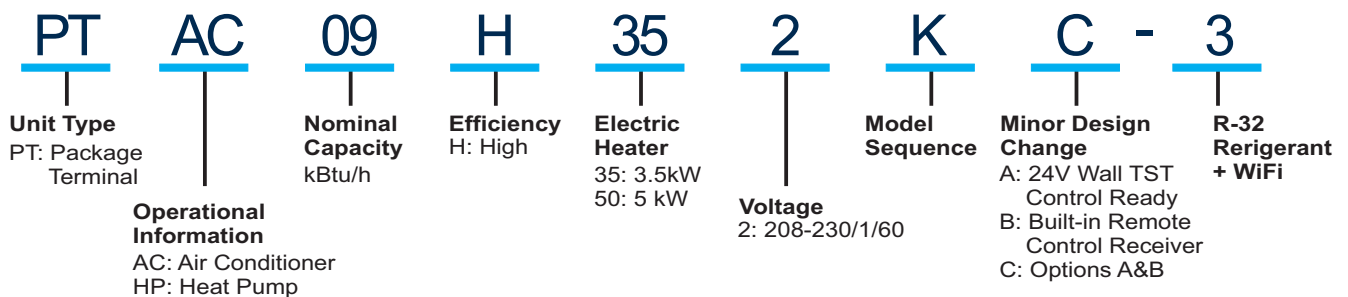
Allows hotel owners to control units from a central location.




Memory Auto Restart

The unit memories operation settings when there is a power outage; it will restart with previous setting once the power is re-established.

Model Code





- All models with supplementary Electric Heater
- Last generation technologies in temperature and humidity control
- Effective air filtration
- Easy cleaning Lifetime filters design
- Ultra quiet operation (2 fan motors)




Sizes and compatibility:

Sizes according with international standards. Klimaire PTAC units can be installed in any standard 42" W x 16" H wall sleeve.




Specs - PTHP-KC Series - Air Conditioner & Heat Pump

Model Number		PTHP09H352-KC-3	PTHP12H352-KC-3	PTHP15H352-KC-3	PTHP15H502-KC-3	
Power supply	V / ph / Hz	208-230 / 1 / 60	208-230 / 1 / 60	208-230 / 1 / 60	208-230 / 1 / 60	
Cooling (Standard conditions)	Capacity	Btu/h	9300 / 9200	12000 / 11800	14700 / 14500	14700 / 14500
	Input	W	820/810	1040/1020	1390/1370	1390/1370
	Current	A	4.2/4.6	5.3/5.8	6.5/7.4	6.5/7.4
	EER2 (Energy Efficiency Ratio)	Btu/h/W	11.4	10.5	10.6	10.6
Heating (PTC)	Capacity	Btu/h	10900/8900	10900/8900	10900/8900	15000/12200
	Input power (Heater)	W	3500/2897	3500/2897	3500/2897	5000/4100
	Current	A	15.3/13.7	15.3/13.7	15.3/13.7	22.3/20.1
	Capacity	Btu/h	8100/7900	10800/10500	13500/13200	13500/13200
Heating (Heat pump) (Standard conditions)	Input power	W	720/690	890/850	1170/1120	1170/1120
	Amperage	A	3.9/4.3	5.0/5.3	6.0/6.4	6.0/6.4
	COP	W/W	3.4	3.2	3.2	3.2
	Starting current	A	45.9	45.9	45.9	65
Compressor	Type	Type	Rotary	Rotary	Rotary	Rotary
	Capacity	W	2970/3015 ±3% W	3590/3620	3825±3%	3825±3%
	Input	W	710/718 ±3% W	850/875±3%	1300±3%	1300±3%
	Rated current	A	3.45/3.15 ±3% A	4.18/3.85±3%	6.35	6.35
	Locked Rotor Amp (LRA)	A	(at 1φ-240V-60Hz) 20A ±10%	(at 1φ-240V-60Hz) 28.5A ±10%	(at 1φ-240V-60Hz) 34.5A ±10%	(at 1φ-240V-60Hz) 34.5A ±10%
	Capacitor	uF	20	35	60	60
	Refrigerant oil / Oil charge	ml	VG68 / 270±10	VG68 / 300±15	VG68 / 300±15	VG68 /300±15
	Model		ZKFP-25-8-157L	ZKFP-25-8-157L	ZKFP-25-8-157L	ZKFP-25-8-157L
Indoor side fan motor (DC)	Speed (Hi/Mi/Lo)	rpm Cooling	930 / 800	1110 / 930	1110 / 930	1110 / 930
		rpm Heating	1110 / 1020	1110 / 1020	1110 / 1020	1110 / 1020
Outdoor side fan motor	Model		YKT-37-4-203L	YKT-58-4-3L	YKT-58-4-3L	YKT-58-4-3L
	Input	W	71	87	87	87
	Capacitor	uF	3	3	3	3
	Speed(hi/mi/lo)	rpm	1365	1580	1580	1580
Indoor side air flow (Hi/Mi/Lo)	ft3/min	362.9 / - /300.00	438.2 / - / 344.1	416.5 / - / 330.0	416.5 / - / 330.0	
Indoor side noise level (Hi/Mi/Lo)	dB(A)	50 / - / 49.5	53 / - / 52.5	53 / - / 52.5	53 / - / 52.5	
Outdoor side noise level (Hi)	dB(A)	64	67	67	67	
Refrigerant Gas	Type		R32	R32	R32	R32
	oz		15,16782	26,80824	31,7466	31,7466
Design pressure	psi		300/580	300/580	300/580	300/580
Power Cord	AWG - No.		12#x3	12#x3	12#x3	12#x3
Plug type	Type		LCDI (6-20P)	LCDI (6-20P)	LCDI (6-20P)	LCDI (6-30P)
Control type	Type		Electronic	Electronic	Electronic	Electronic
Operation temp	Indoor (cooling / heating)	°F	63-90 / 32-80	63-90 / 32-80	63-90 / 32-80	63-90 / 32-80
	Outdoor (cooling / heating)	°F	48-109 / 23-75	48-109 / 23-75	48-109 / 23-75	48-109 / 23-75
Dimensions (W*D*H)	Unit	in	42.01x20.94x15.98	42.01x20.94x15.98	42.01x20.94x15.98	42.01x20.94x15.98
	Packing	in	44.49x24.61x19.29	44.49x24.61x19.29	44.49x24.61x19.29	44.49x24.61x19.29
Net/Gross weight	lb		99.21/108.03	110.23/119.05	113.54/122.36	113.54/122.36



Included Accesories



Drain Kit




Control Panel Sticker

Optional Accesories



Wall Sleeve

Drain Kit




INCLUDED WITH SLEEVE

Architectural grille



Stamped aluminum grille



WHITE OR NEUTRAL

Power Cord plug and Receptacle Configuration AFCI Cord Included

Arc Fault Circuit Interuption (AFCI)

Perpendicular

Receptacle



6-20R

Powercord



6-20P

20 AMP
NEMA 6-20R, 250V
(208 / 230V)
2.5 kw & 3.5 kw Heaters

Large Tandem

Receptacle



6-30R

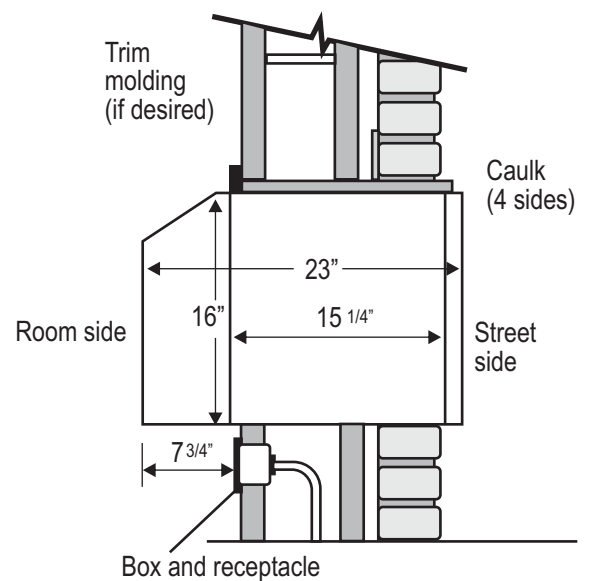
Powercord



6-30P

30 AMP
NEMA 6-30R, 250V
(208 / 230V)
5 kw Heaters

Minimum Wall Sleeve Opening



Warranty



PTAC and PTHP

Packaged Terminal Air Conditioner & Heat Pump



7999 NW 81 Place - Medley, FL 33166 USA

Tel: (305)594-4972
www.klimaire.com

Fax (305) 499-4378
sales@klimaire.com