

**WIRELESS
REMOTE
CONTROL**

RG10A(B2S)/BGEF

Remote
Control
Holder



ON/OFF
Turns the unit on or off.

TEMP ^
Increases temperature in 1°C (1°F) increments. Max. temperature is 30°C (86°F).
NOTE: Press together ∨ & ^ buttons at the same time for 3 seconds will alternate the temperature display between the °C & °F.

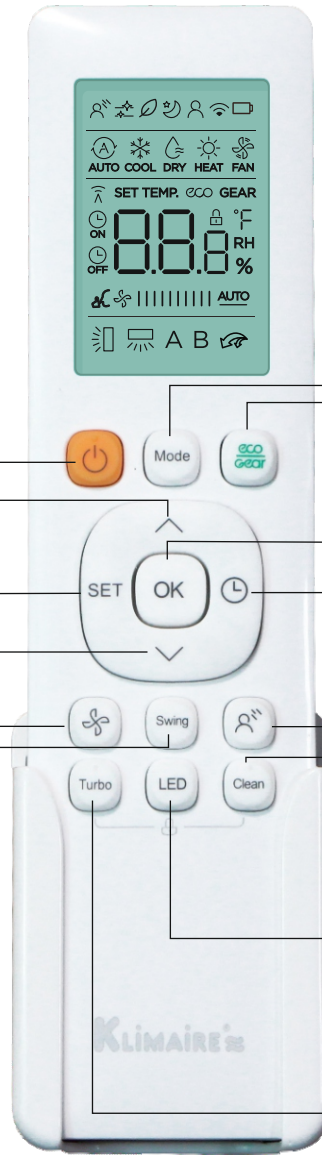
SET
Scrolls through operation functions as follows:
Fresh(🍃) → Sleep(🌙) → Follow Me(👤) → AP mode(📶) → Fresh...

The selected symbol will flash on the display area, press the OK button to confirm.

TEMP ∨
Decreases temperature in 1°C(1°F) increments. Min. temperature is 16°C(60°F).

FAN SPEED
Selects fan speeds in the following order: AU → 20% → 40% → 60% → 80% → 100%.
Press the TEMP ^ or ∨ button to increase/decrease the fan speed in 1% increments.

SWING
Starts and stops the horizontal louver movement. Hold down for 2 seconds to initiate vertical louver auto swing feature.



MODE
Scrolls through operation modes as follows: **AUTO** → **COOL** → **DRY** → **HEAT** → **FAN**
NOTE: HEAT mode is not supported by the cooling only appliance.

ECO/GEAR
Press this button to enter the energy efficient mode in a sequence of following:
ECO → GEAR(75%) → GEAR(50%) → Previous setting mode → ECO

OK
Used to confirm the selected functions

TIMER
Set timer to turn unit on or off

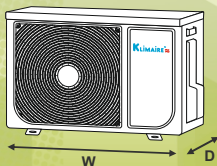
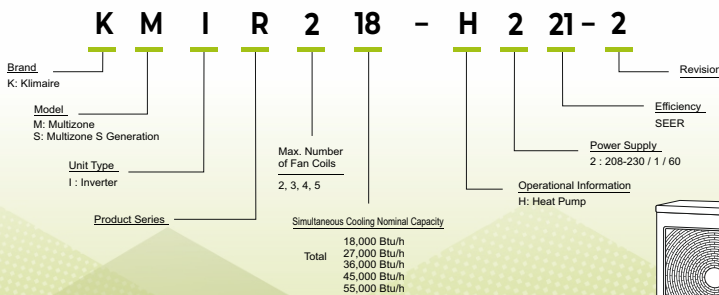
BREEZE AWAY
This feature avoids direct air flow blowing on the body and makes you feel indulging in silky coolness.
NOTE: This feature is available under cool, Fan and Dry mode only

CLEAN
Used to start/stop the Self Clean or Active Clean function. (Model dependent, please refer to the USER'S OPERATION & INSTALLATION MANUAL).

LED
Turns indoor unit's LED display and air conditioner buzzer on and off (model dependent), which create a comfortable and quiet environment.

Turbo
Enables unit to reach preset temperature in shortest possible time

OUTDOOR UNIT PRODUCT CODE



2 - 3 - 4
Zones

2 - 3 - 4 - 5
Zones

INDOOR UNIT PRODUCT CODE

