

KSIV SEER2

KSIV
SEER2
SERIES

NEW RESIDENTIAL LINE
Home owner's preferred choice
Ductless Split Comfort Systems



KLIMAIRE[®]
Mark of Superior Quality

AIR CERTIFIED
www.airedirectory.org

ETL US
CERTIFIED

DC INVERTER
TECHNOLOGY

Eco Friendly

Product Overview

What
Klimaire
brings
you ...

Klimaire Ductless Mini-Split KSIV Series is the most recent addition to Klimaire's line of high-performance wall mounted mini split systems. This series offers up to 19 SEER efficiency with a full range of features that make it the smartest choice when you look for a reliable heating or cooling source. It could be used as the primary or as a supplement to your current heating or air conditioning system, with an outstanding design at an outstanding value. The DC inverter variable speed technology of these units enables low ambient cooling and heating down to 5° F, with its turbo heating and cooling, and the system will auto regulate the compressor to deliver the right amount of heating and cooling to keep the room temperature steady. This technology can generate energy savings of up to 49% compared to standard on/off systems. Finely tuned climate control offers the added benefits of less system wear and tear and whisper quiet operation. The standard infra-red remote control displays informative diagnostics of the performance of the system, it is user-friendly and can be programmed to your preferred settings.

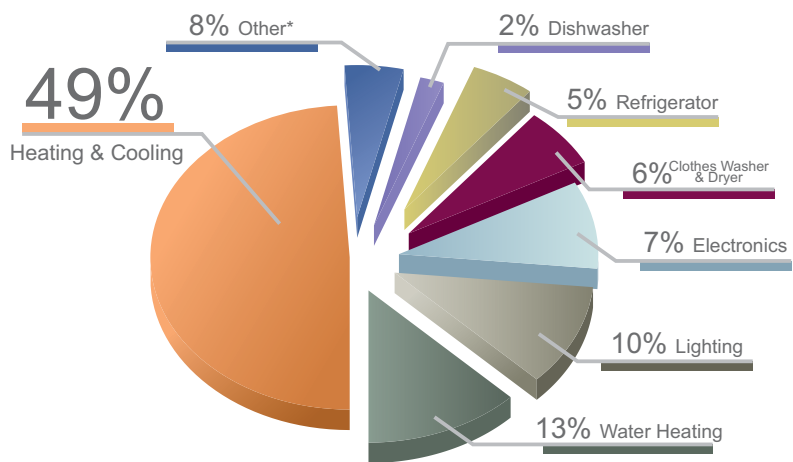
We have been in the Ductless Mini-Split business for over 25 years, Klimaire manufacturing maintains the highest standards of quality and reliability with ISO 9001 and ISO 14001a. Our products have proven their endurance and resiliency over time, operating in 70 different countries. All products are ETL certified and AHRI registered. Klimaire products exceed industry standards for energy efficiency and employ innovative technology to achieve the highest customer satisfaction. Since our goal is to achieve maximum customer satisfaction, we continuously seek to achieve higher performance levels in the design phase for all future units.

Ductless Mini-Split systems are one of the fastest growing products in the US and popularity is rapidly increasing. They allow air conditioning and heating systems to be added quickly, economically and conveniently, often for some applications where installing comfort systems didn't seem possible or practical.

Flexibility is the main driver of their popularity. Klimaire ductless systems are simple, reliable, easy to install, and extremely affordable. Klimaire slim single zone and multi zone ductless systems offer built-in solutions with duct free technology benefits. These systems are integrated with innovative inverter technology providing individual comfort and control. With our KSIV series we are committed to bring our valued customers additional savings with a unit almost ready to install, easily and quickly, with minimum HVAC technician assistance.

How much do you spend for heating & cooling your home?

The US Department of Energy (DOE) says that as much as half of the energy used in your home goes to heating and cooling. So making smart decisions about your home's heating, ventilating, and air conditioning (HVAC) system can have a big effect on your utility bills and your comfort.



Klimaire **Invertech** DC Inverter - driven ductless air conditioners and heat pumps can save you up to 33% on your power utility bill when compared with room air conditioners or standard efficiency ductless systems. Ductless Invertech units are practical to install and preferred over traditional ducted central units. Additionally, because there is little or no ducting, the energy losses proper of ducted systems are non-existent. Total savings can reach up to 49% when heat pump technology is combined with an inverter system.

What is Klimaire DC Inverter?



Klimaire DC Inverter Air Conditioners are the ultimate cooling and heating technology of the HVAC field. They are called "DC inverter" because the alternative current (AC) is converted to Direct Current (DC) then, direct current inverted back to Alternative current with desired frequency. As known, the current supplied through the wall outlet has fixed frequency which is 60 Hertz. Different frequencies supplied to the compressor will result different running speeds of the compressor.

Klimaire Inverter control systems use Pulse Amplitude Modulation (PAM) that is the most advanced and energy efficient method of inverting the current.

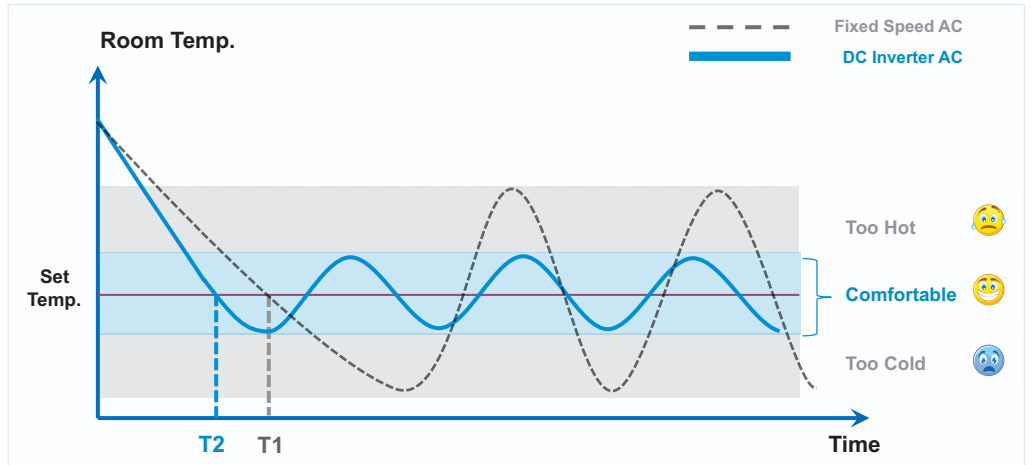
DC Inverter air conditioners bear special compressors that their speed could be changed by increasing or decreasing the frequency of the supplied power.

Therefore, unlike conventional split Air Condtioners/Heat Pumps which cycle between on and off repeatedly, the DC Inverter control system will monitor the room temperature and adjust the compressor speed automatically.

Conventional compressors turn on and off to maintain the room temperature at desired level. This will result compressor to draw tremendous energy each time it starts up. This will also reduce the life-span of the compressor and other components that are turning on and off.

Once a conventional system is running, it runs at its maximum speed, consuming the maximum amount of energy in order to produce the maximum of cooling or heating to maintain the desired temperature. The system will then cycle between on and off in an effort to maintain this temperature.

When a DC Inverter compressor initially starts up, it runs with a higher speed to bring the room temperature to desired level rapidly, Once the set temperature is reached, it slows down and adjust its capacity just to counter the heat loss or heat gain of the building. By this way it will maintain a constant temperature.



The higher the efficiency, the higher your savings

You'll save energy everytime you use a Klimaire Ductless System.

Air ducts from a central forced air system can lose energy, with air leakage specially if the ducts run through unconditioned areas like attics or basements.

Since Klimaire Ductless Systems have no ducts, they avoid that energy loss completely, reducing your impact on the environment and lowering your energy costs.

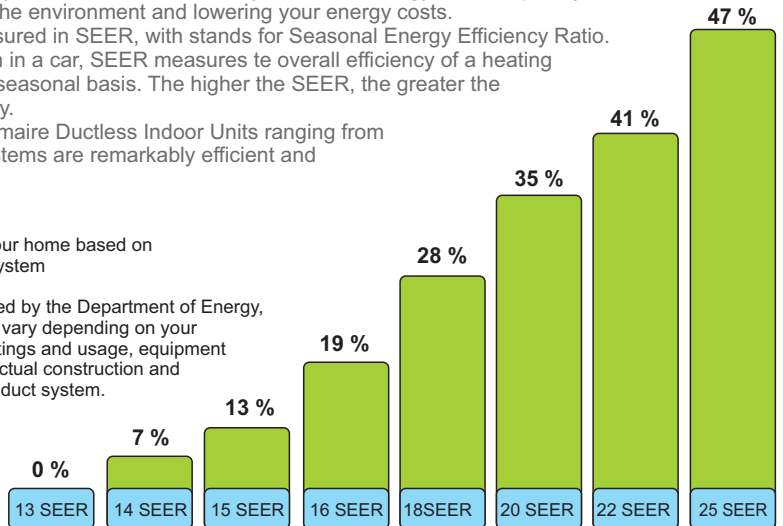
System efficiency is measured in SEER, with stands for Seasonal Energy Efficiency Ratio.

Similar to miles per gallon in a car, SEER measures te overall efficiency of a heating and cooling system on a seasonal basis. The higher the SEER, the greater the system's energy efficiency.

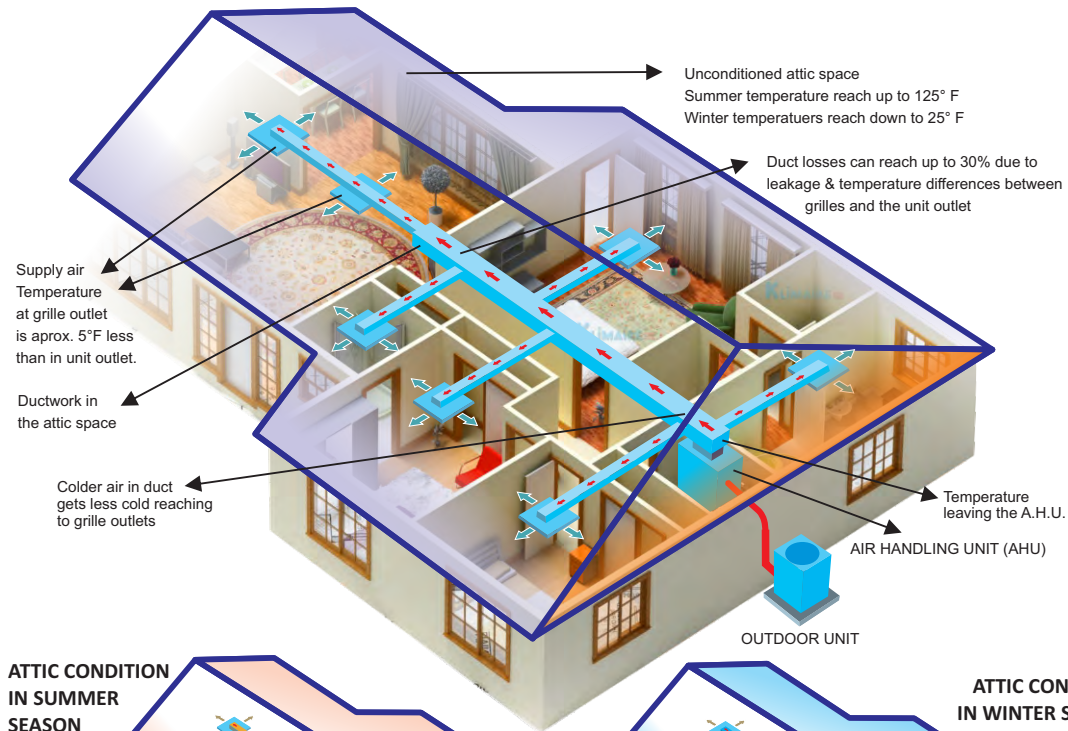
With SEER ratings for Klimaire Ductless Indoor Units ranging from 14 to 25, our ductless systems are remarkably efficient and environmentally friendly.

Annual savings for cooling your home based on the efficiency of a matched system

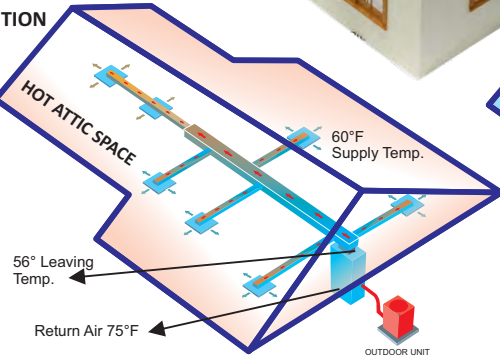
Minimum efficiency established by the Department of Energy, Potenal energy savings may vary depending on your personal lifestyle, system settings and usage, equipment maintenance, local climate, actual construction and installation of equipment and duct system.



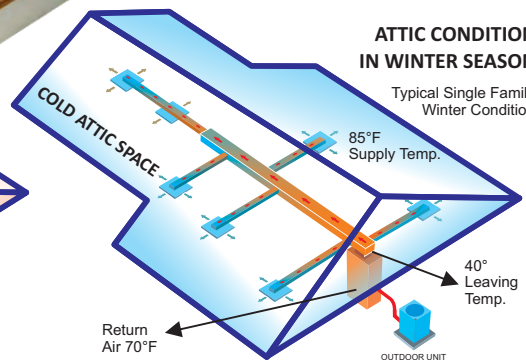
Ducted Systems Vs Ductless Systems



ATTIC CONDITION IN SUMMER SEASON
Typical Single Family Summer Condition



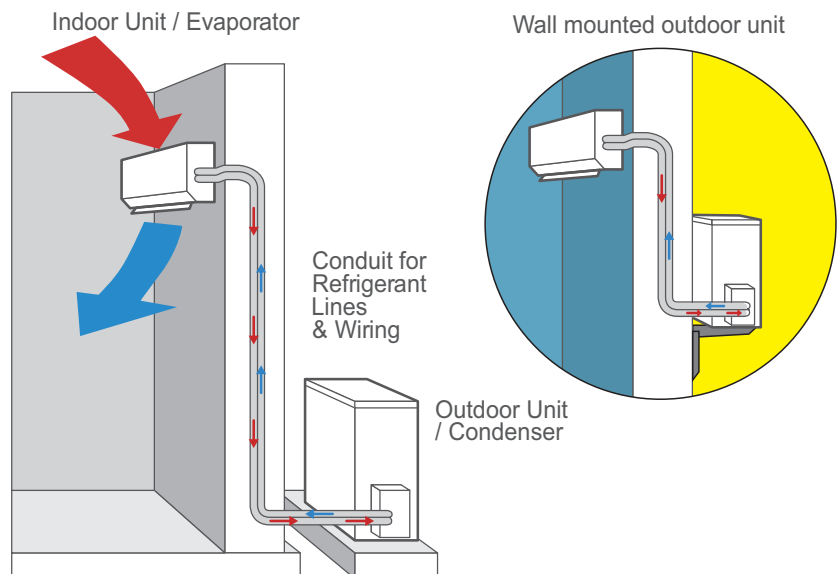
ATTIC CONDITION IN WINTER SEASON
Typical Single Family Winter Condition



Summary: Duct Losses Can Be Over 30%

Ductless Mini-split Personalized Comfort Solution

Experience true individual comfort. Ductless Mini-Split systems are the perfect solution to a variety of installation challenges. Ductless Mini-Split units eliminate the use of ductwork, allowing installers the ability to place these units in locations that were previously considered impractical or impossible due to additional ducting and cost associated with installing a regular unit. Ductless Mini-Splits consist of two parts, an outdoor unit and an indoor unit, similar to regular split units, but much smaller in size. The outdoor and indoor units are connected to each other by refrigerant and electrical lines. They run together with a condensate drain line through a small hole in an exterior wall, generally 3 inch in diameter or less. In addition to eliminating the need for ducting, another great advantage of Ductless Mini-Split systems is true zone control. The indoor fan coil unit is dedicated to the room being conditioned, allowing a temperature and humidity level to be kept in a specific room, separate from the rest of the house or building.



Ductless Mini-split Personalized Comfort Solution

Experience true individual comfort. Ductless Mini-Split systems are the perfect solution to a variety of installation challenges. Ductless Mini-Split units eliminate the use of ductwork, allowing installers the ability to place these units in locations that were previously considered impractical or impossible due to additional ducting and cost associated with installing a regular unit. Ductless Mini-Splits consist of two parts, an outdoor unit and an indoor unit, similar to regular split units, but much smaller in size. The outdoor and indoor units are connected to each other by refrigerant and electrical lines. They run together with a condensate drain line through a small hole in an exterior wall, generally 3 inch in diameter or less. In addition to eliminating the need for ducting, another great advantage of Ductless Mini-Split systems is true zone control. The indoor fan coil unit is dedicated to the room being conditioned, allowing a temperature and humidity level to be kept in a specific room, separate from the rest of the house or building.

OUTDOOR UNIT

Optional
Outdoor Unit
Installation



Outdoor Unit
Wall Bracket



INDOOR UNIT



Quiet Operation

- Low Noise Design
- Optimize air discharge vane
- Silent Mode

Max Decrease
3.5dB(A)

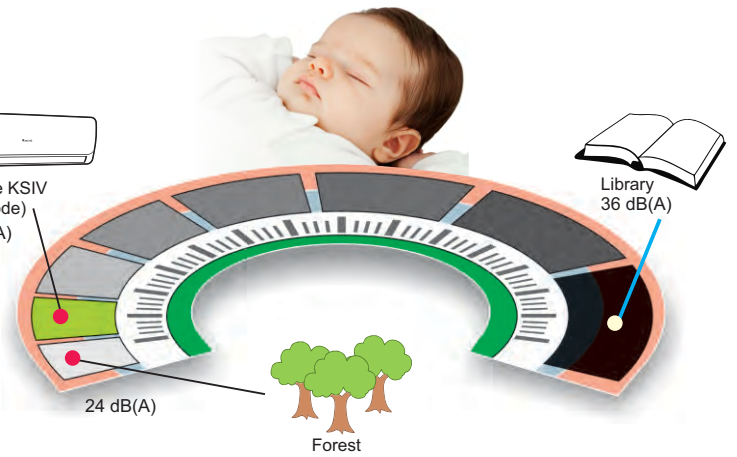
Indoor fan run at an
extra breeze



Klimaire KSIV
(low mode)
25 dB(A)



Library
36 dB(A)

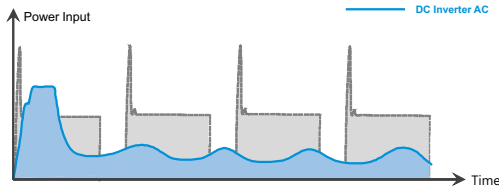


Energy Savings

Save
26%

- Inverter Saving

Every year you will save up to **26% money**



Example: Unit of 12000Btu/h (cooling capacity)

	Fixed Speed	Inverter
SEER	13	21
Cooling cost	\$114	\$73
Heating costs	\$258	\$202
Total	\$372	\$275

• According to AHRI, refer [https:// www.ahridirectory.org](https://www.ahridirectory.org) for detail

Indoor Air Quality Self Cleaning



Your Klimaire KSIV series equipped with Auto Clean Function. It cleans and dries the evaporator to prevent mildew grow and keep it fresh for next operation.

Operation	Low Fan Only	Heating & Low Fan	Low Fan Only
Time (minute)	1-13	14	15-16

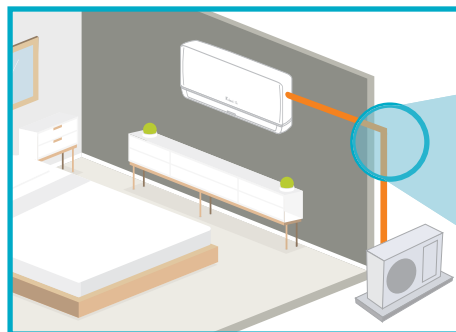
Air Filtration

Washable primary filter captures dust sizes over 10 nm

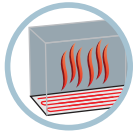


Refrigerant Leakage Detection

- * You will be alerted when refrigerant is low.
- * Prevents damage to the compressor
- * Automatically turns off the unit



Base Pan Heater



Prevents defrost condensation from freezing ensuring proper defrost drainage during heating season to improve efficiency

Compressor Heater



Ensures Compressor longevity and reliability

Golden Fin



The unique anti-corrosive golden coating on the condenser coil can withstand the salty air rain and other corrosive elements.

Low Ambient Cooling



The air conditioner can run in cooling mode even when the outdoor ambient temperature is down to 5° F

Emergency Use



When temperature sensor error happens, the air conditioner will display error code and stop immediately, while Klimaire AC will display error and continue running in a proper status, to avoid the case that AC is in urgent need.

Service Friendly

* Emergency Function Using

- Manual Switch Button
- ✓ Easy to turn on/off without a tool.
- Emergency Using Function
- ✓ Smartly detecting errors, your unit **keeps running** when in urgent need



Old Design



New Design

Ordinary



KSIV SERIES



Easy Installation



Installation gap for pipe connection > 4 in. Normally about 3 in. It is easier to connect the pipe.



Installation position from right to left, more than 2 in. Installer does not need to find the mounted plate.



Multi-refrigerant outlet pipe method: left/right/rear, more flexible for installation.

Control Options: Wherever you use the KSIV series either residential or commercial variety of control options are available

Wireless I- Remote Control (Standard)

User friendly infrared wireless remote control with convenient and easy to read large LCD display, and function buttons clearly marked easy to set your preferred setting.



Wi-Fi Smart LCD (Optional)

Klimaire Smart AC Controllers are loaded with an array of smart features to maximize your convenience and help you save the air conditioning costs.



Wi-Fi USB (Optional)

Klimaire Smart Kit Lets you control your ductless mini split AC using your smart phone or tablet.



Remote Control

1 ON/OFF Button

This button turns the air conditioner ON and OFF.

2 MODE Button

Press this button to modify the air conditioner mode in a sequence of following:

→ AUTO → COOL → DRY → HEAT → FAN

NOTE: Please do not select HEAT mode if the machine you purchased is cooling only type. Heat mode is not supported by the cooling only appliance.

3 FAN Button

Used to select the fan speed in four steps:

→ AUTO → LOW → MED → HIGH

NOTE: You can not switch the fan speed in AUTO or DRY mode.

4 SLEEP Button

● Active/Disable sleep function. It can maintain the most comfortable temperature and save energy. This function is available on COOL, HEAT or AUTO mode only.

● For the detail, see "sleep operation" in "USER'S MANUAL".

NOTE: While the unit is running under SLEEP mode, it would be cancelled if MODE, FAN SPEED or ON/OFF button is pressed.

5 TURBO Button

Active/Disable Turbo function. Turbo function enables the unit to reach the preset temperature at cooling or heating operation in the shortest time (if the indoor unit does not support this function, there is no corresponding operation happened when pressing this button.)

6 SELF CLEAN Button

Active/Disable Self Clean function. Under SELF CLEAN mode, the air conditioner will automatically clean and dry the Evaporator and keep it as fresh for the next operation.

7 UP Button (▲)

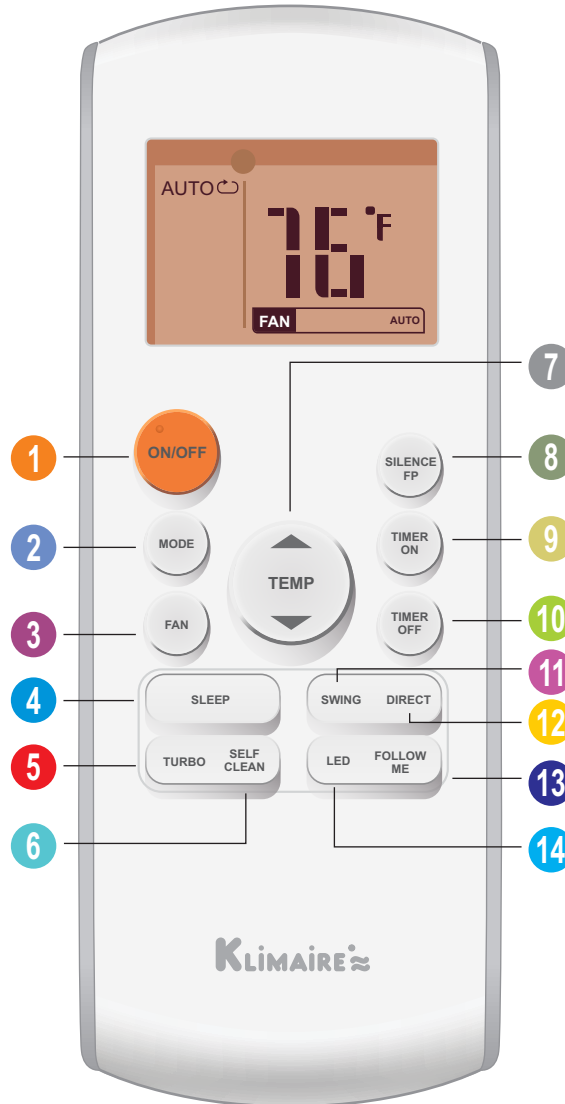
Push this button to increase the indoor temperature setting in 1°F increments to 86°F.

DOWN Button (▼)

Push this button to decrease the indoor temperature setting in 1°F increments to 62°F.

NOTE: Temperature control is not available in Fan mode.

NOTE: Press and hold UP and DOWN buttons together for 3 seconds will alternate the temperature display between the °C & °F scale.



8 SILENCE/FP Button

● Active/Disable SILENCE function. If pushing more than 2 seconds, the "FP" function will be activated, pushing more than 2 seconds again to disable.

● When the Silence function is activated, the compressor will operate at low frequency and the indoor unit will bring faint breeze, which will reduce the noise to the lowest level and create a quiet and comfortable room for you. Due to low frequency operation of compressor, it may result in insufficient cooling and heating capacity.

● Activates/Disables freeze protection "FP" or HOME-AWAY function. It can only be activated during the heating operation. (only when the setting mode is HEAT). The unit will operate at high fan speed with the temperature automatically set to 46 F. The display window of indoor unit will display FP. For the unit without display area, the Defrost indicator light will be keeping on for 2 seconds. Keeps the room over freezing temperature.

9 TIMER ON Button

Press this button to initiate the auto-on time sequence. Each press will increase the auto-timed setting in 30 minutes increments. When the setting time displays 10.0, each press will increase the auto-timed setting 60 minutes increments. To cancel the auto-timed program, simply adjust the auto-on time to 0.0.

10 TIMER OFF Button

Press this button to initiate the auto-off time sequence. Each press will increase the auto-timed setting in 30 minutes increments. When the setting time displays 10.0, each press will increase the auto-timed setting 60 minutes increments. To cancel the auto-timed program, simply adjust the auto-off time to 0.0.

11 SWING Button

Used to stop or start horizontal louver auto swing feature.

12 DIRECT Button

Used to change the louver movement and set the desired up/down air flow direction. The louver changes 6° in angle for each press.

13 FOLLOW ME Button

Push this button to initiate the Follow Me feature, the remote display is actual temperature at its location. The remote control will send this signal to the air conditioner every 3 minutes interval until press the Follow Me button again. The air conditioner will cancel the Follow Me feature automatically if it does not receive the signal during any 7 minutes interval.

14 LED Button

Disable/Active indoor screen Display. When pushing the button, the indoor screen display is cleared, press it again to light the display.



Remote Control & Wall Holder

Overview

Klimaire KSIV 19 SEER mini split heat pump systems offer extraordinary features. This type of air conditioners/heat pumps is ideal for small spaces calling for spot cooling or heating. The wall-mounted fan coils are simple to install and placed high on a wall where they operate quietly and blend into the room decor.

Klimaire slim and elegant single zone ductless systems provide the cooling or heating capacity for areas consider so far hard to condition, and are ideal for small spaces, or detached rooms application, where there is not enough floor space, or ceiling, or the attic is not suitable for additional ductwork. The outdoor unit is pre-charged to accommodate up to 25 ft of refrigerant tubing.

Comfort Features



Self Cleaning

Operating the using this function will clean and dry the evaporator to prevent mildew growth and keep it fresh for next operation.



Turbo Operation

When the air conditioner goes into this mode maximizes the cooling or heating capacity output cooling down or heating up the room fast.



Sleep mode

On this function, the unit automatically adjusts the temperature setting by 1.8 °F per hour for the first two hours, then holds it steady for the next 5 hours, then switches off for all-night comfort.



Auto re-start & memory function

If the power fails, no settings will be lost. When the power resumes, the air conditioner will restart with the previous function setting automatically, eliminating the need for re-programming.




Dry mode

The individual dehumidification mode efficiently helps to control humidity level when cooling may not be necessary by sensing the room temperature and shutting down the compressor to avoid overcooling the rooms.



46°F Heating

In heating operation, the preset temperature of the air conditioner can be as low as 46°F which keeps the room temperature steady at 46°F and prevents the house from freezing when it is unoccupied for a long time in severe cold weather.



High Density Filter

Captures smog, absorbs bad smells, decompose formaldehyde, removes micro-dust and releases vitamin C to clean and refresh the air



Auto level swing

Distributes cool/warm air to a maximum area by moving flaps automatically.



Air direction

Since cold air and warm air density is different, in cooling mode the indoor unit blows air horizontally, while downwards in heating mode. This technology makes the room temperature more consistent and comfortable during operation.



Anti-cold air (Heat Pump Only)

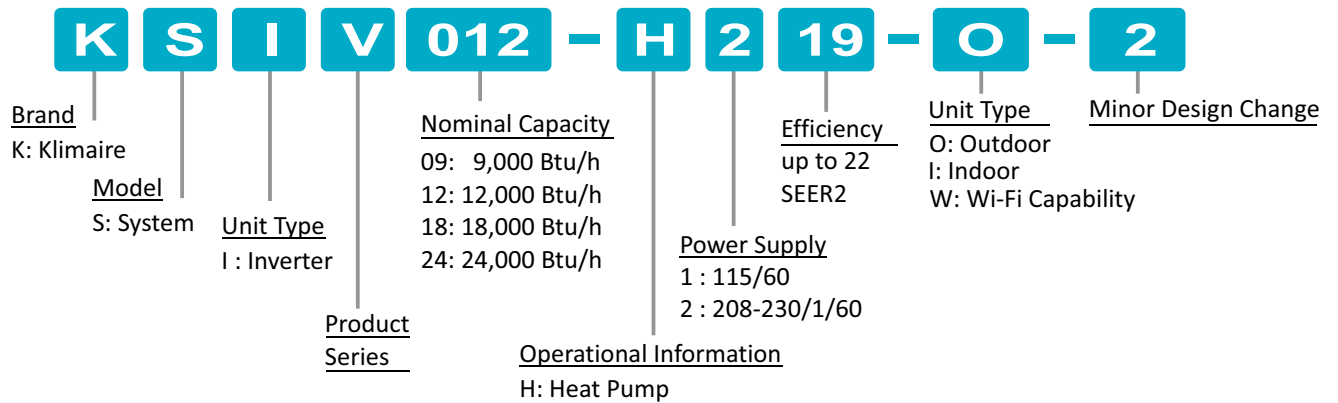
(Heat pump only) When starting the heating operation, the fan speed is automatically regulated from the lowest level to the pre-set level according to the temperature rising of the evaporator. This function prevents cold air from blowing out at the beginning of the operation, avoiding discomfort to the user.



Temperature Compensation

Changes the fan speed to 3 different settings to accommodate user's needs. It also helps to control humidity level when cooling may not be necessary.

KSIV Product Code



ACCESSORIES (Optional)



Installation kits
15 and 25 ft.



Mini Aqua Condensate
Removal Pump



Pitch-roof



Wall

Outdoor unit brackets

Wi-Fi Capability (Optional) Control Your Klimaire® Mini-Split From Anywhere

How does it work?



iOS or Android APP
The mini-splits are controlled from a webpage or using an iOS or Android APP in a very intuitive way.



Smart Kit (Wi-Fi)
An optional Smart Kit (Wi-Fi) device installed in each unit controls the operation.



Cloud Managed
A Server in the cloud manages the whole process.

Wi Fi Control Features



Optional Smart Kit
To have remote access to control your Klimaire unit, optional smart kit should be installed.



Turn on/off mini-split
Turn your A/C on/off as you wish



Change Program Settings
Change the program settings, such fan speed, temperature, and operation mode



Temperature Home
Monitor current room temperature, set timer on/off activate frost protection and sleep timer.



Check AC
Check AC running status and display detailed information



Program Calendar
Program the mini-split with a calendar scheduler in an easy, intuitive way.



Save Money
Save money without losing comfort.

Remotely managed

Remotely manage your mini-split system using a simple smartphone, tablet or PC via the Internet.

Your Klimaire Wi-Fi enabled air conditioner lets you control your ductless mini split air conditioner using your smartphone or tablet from anywhere internet connection is available. Our free IOS and Android smartphone app gives you the freedom to instantly adjust your settings saving you time and money on energy consumption and cost.



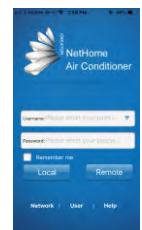
Optional Smart Kit



Cloud System



iOS and Android APPS From Everywhere



Set Model Number		KSIV009-H119-S-2(W)	KSIV012-H119-S-2(W)	KSIV009-H219-S-2(W)	KSIV012-H219-S-2(W)	KSIV018-H219-S-2(W)	KSIV024-H219-S-2(W)	KSIV030-H219-S-2(W)	KSIV036-H219-S-2(W)	
Indoor unit model number		KSIV009-H119-IW-2	KSIV012-H119-IW-2	KSIV009-H219-IW-2	KSIV012-H219-IW-2	KSIV018-H219-IW-2	KSIV024-H219-IW-2	KSIV030-H219-IW-2	KSIV036-H219-IW-2	
Outdoor unit model number		KSIV009-H119-O-2	KSIV012-H119-O-2	KSIV009-H219-O-2	KSIV012-H219-O-2	KSIV018-H219-O-2	KSIV024-H219-O-2	KSIV030-H219-O-2	KSIV036-H219-O-2	
Power supply	V/ph/Hz	115/1/60	115/1/60	208-230/1/60	208-230/1/60	208-230/1/60	208-230/1/60	208-230/1/60	208-230/1/60	
Cooling	Capacity (range)	Btu/h	9000	12000	9000	12000	18000	24000	30000	36000
	Input	W	782	1020	782	1065	1645	2500	2855	4256
	Rated current	A	6,8	8,87	6,8	4,5	7,35	11,0	12,4	18,4
	EER	Btu/w	11,5	10,5	11,0	11,0	11,0	9,5		
	SEER	Btu/w	19	19,00	18,0	19,0	19,00	19,0		
	EER2 *	Btu/w	12,5	10,3	12,6	10,8	10,5	9,0	10,5	8,5
	SEER2 *	Btu/w	21,5	20,8	21,7	21,4	19	18	19	18
Heating	Capacity (range)	Btu/h	10000	12000	10000	12000	18000	24000	30000	36000
	Input	W	925	1026	925	1025	1700	2200	3250	4256
	Rated current	A	8,1	8,93	8,1	4,3	7,4	9,6	14,2	18,4
	COP	WW	3,11	3,43	3,11	3,43	3,1	3,2	2,7	2,5
	HSPF	Btu/w	10	9,5	9,5	9,5	10,0	9,5		
	HSPF2 *	Btu/w	9	8,7	9,1	9,1	8,7	8,6	8,7	8,7
	Minimum Circuit Ampacity	A	16	15	10	15	15	20	23	28
Max Fuse Size	A	20	20	15	15	20	25	30	35	
Compressor	Type		Rotary	Rotary	Rotary	Rotary	Rotary	Rotary	Rotary	
	Capacity	W	3100	3100	3100	3100	4370	7715		
	Input	W	790	790	790	790	1135	2085	2200	
	Rated current (RLA)	A	6	6	6	6	7,5	9,45	15,0	
Indoor fan motor	Input	W	35,2	35,2	50	50	36	116	115	
	Output	W	20	20	20	20	30	60	58	
	RLA	A	0,712	0,712	0,06	0,06	-	0,37		
Speed (Hi/Mi/Lo)	rpm	1050/850/600	1100/850/750	1240/850/650	1100/900/750	1100/800/750	1100/900/750	1200/1050/950	1200/950/750	
Indoor air flow (Hi/Mi/Lo)	cfm	247/182/129	294/212/171	309/285/187	324/282/212	449/393/262	706/588/450	794/617/470	882/517/400	
Indoor noise level (Hi/Mi/Lo)	dB(A)	38/32/25	38/30/28	38/32/25	38/32/24	43/35/30,5	48/42,5/34	51,5/47,5/44	56,5/54,5/40	
Indoor unit	Dimensions (W*D*H)	in	28.43x7.36x11.42	31.57x7.44x11.69	28.43x7.36x11.42	31.57x7.44x11.69	37.99x8.46x12.56	42.52x8.90x13.19	49.57x11.1x14.3	49.6x11.1x14.3
	Packing (W*D*H)	in	31.10x10.63x14.57	34.45x11.22x14.76	31.10x10.63x14.57	34.45x11.22x14.76	41.14x12.01x15.94	45.47x16.34x12.40	52.8x17.7x15.2	52.8x17.7x15.2
	Net/Gross weight	lb.	17.2/22.7	18.96/24.91	17.0/22.7	18.96/24.91	24.03/32.19	30.2/39.68	37.5/50.5	40.3/52.7
Outdoor fan motor	Input	W	58	58	58	58	58	150	150	
	Output	W	34	34	34	34	34	115	120	
	RLA	A	0,39	0,39	0,39	0,39	0,39	0,5	0,6	
	Winding Resistance	Ω	77,3	77,3	77,3	77,3	77,3	37,3		
	Speed	rpm	850/650	800/650	850/650	800/750/650	800/750/650	800/750/650	900/750	1050/850
Outdoor air flow	cfm	1176,47	1176,47	1176,47	1176	1176	1823	2235	2235	
Outdoor noise level	dB(A)	52	55	52	55	57,5	58	60	63	
Outdoor unit	Dimension (W*D*H)	inch	30.31x11.81x21.85	31.50x13.11x21.81	30.31x11.81x21.85	31.50x13.11x21.81	31.50x13.11x21.81	33.27x14.29x27.64	37.24x16.1x31.9	37.2x16.1x31.9
	Packing (W*D*H)	inch	35.43x13.58x23.03	36.22x15.35x24.21	35.43x13.58x23.03	36.22x15.35x24.21	36.22x15.35x24.21	37.99x15.55x30.12	42.9x19.7x34.84	42.9x19.7x34.84
	Net/Gross weight	lbs.	66.8/71.87	70.33/76.28	66.8/71.87	67.0/72.75	79.8/85.76	105.16/112.22	141.8/151.9	150.1/159
Refrigerant type	oz	R410A/30	R410A/29.63	R410A/30	R410A/29.63	R410A/44.09	R410A/62.79	R410A	R410A	
Refrigerant precharge	ft	25	25	25	25	25	25	25	25	
Additional charge for each ft	oz	0,161	0,161	0,161	0,161	0,161	0,322	0,32	0,32	
Design pressure	psig	550/340	550/340	550/340	550/340	550/340	550/340	550/340	550/340	
Refrigerant piping	Liquid side/ Gas side	in	1/4"/3/8"	1/4"/1/2"	1/4"/3/8"	1/4"/1/2"	1/4"/1/2"	3/8"/5/8"	3/8"/5/8"	3/8"/5/8"
	Max. refrigerant pipe length	ft	82	82	82	82	98	98	164	213
	Max. difference in level	ft	33	33	33	33	66	66	82	98
Connection wiring - Stranded, unshielded		16AWG*4	16AWG*4	16AWG*4	16AWG*4	16AWG*4	16AWG*4	14AWG*4	14AWG*4	
Thermostat type		Remote Control	Remote Control	Remote Control	Remote Control	Remote Control	Remote Control	Remote Control	Remote Control	
Room temperature	Indoor (cooling/ heating)	°F	62~90/32~86	62~90/32~86	62~90/32~86	62~90/32~86	62~90/32~86	62~90/32~86	62~90/32~86	
	Outdoor (cooling/heating)	°F	5~122/5~86	5~122/5~86	5~122/5~86	5~122/5~86	5~122/5~86	5~122/5~86	5~122/5~86	

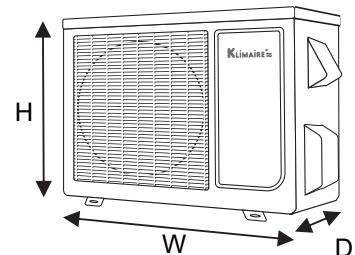
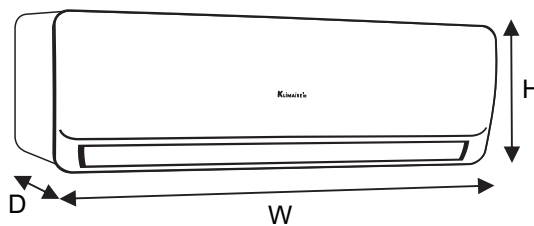
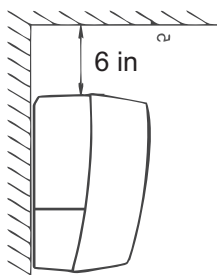
* EER2, SEER2, HSPF2 Values as per the new energy efficiency regulations starting on January 1, 2023

Continued product improvement is our goal at Klimate Products, Inc. Hence, specifications and data listed herein are subject to change without notice and without obligation on our part.

Always comply with local, state, and national electrical codes.

1 - Minimum 10 ft line set recommended.

2 - Outdoor unit being elevated than the indoor unit oil trap should be installed every 17 ft to 23 ft (5 to 7 m)



Ultimate Cooling and Heating Solution



KSNV SEER2



Note: The data in this brochure may be changed without notice for further improvement on quality and performance