

*ENERGY-EFFICIENT MULTI-FAMILY
R32 SPLIT SYSTEM HEAT PUMP
15.2 SEER2 & 7.8 HSPF2
1½ TO 3 TONS*



Contents

Nomenclature..... 2
 Product Specifications..... 3
 Expanded Cooling Data 4
 Expanded Heating Data..... 12
 Performance Data 13
 AHRI Ratings (see note) 14
 Dimensions 15
 Wiring Diagram..... 16
 Accessories 17

R32

Standard Features

- High-efficiency scroll compressor
- SmartShift® technology to ensure quiet reliable defrost
- Enhanced aluminum fin coil- 5 mm diameter on 1.5T-3.5 Ton
- Enhanced aluminum fin coil with 7mm diameter copper tubes in 4.0- to 5.0-ton
- Single-speed PSC condenser fan motor
- Factory-installed bi-flow liquid-line filter drier
- Factory-installed suction-line accumulator
- Factory-installed compressor crankcase heater
- Factory-installed high-capacity muffler
- High- and low-pressure switches
- Service valves with sweat connections and easy access to gauge ports
- Fully charged for 15’ of tubing length
- Contactor with lug connection
- Ground lug connection
- Capacitors with extended life
- AHRI Certified; ETL Listed

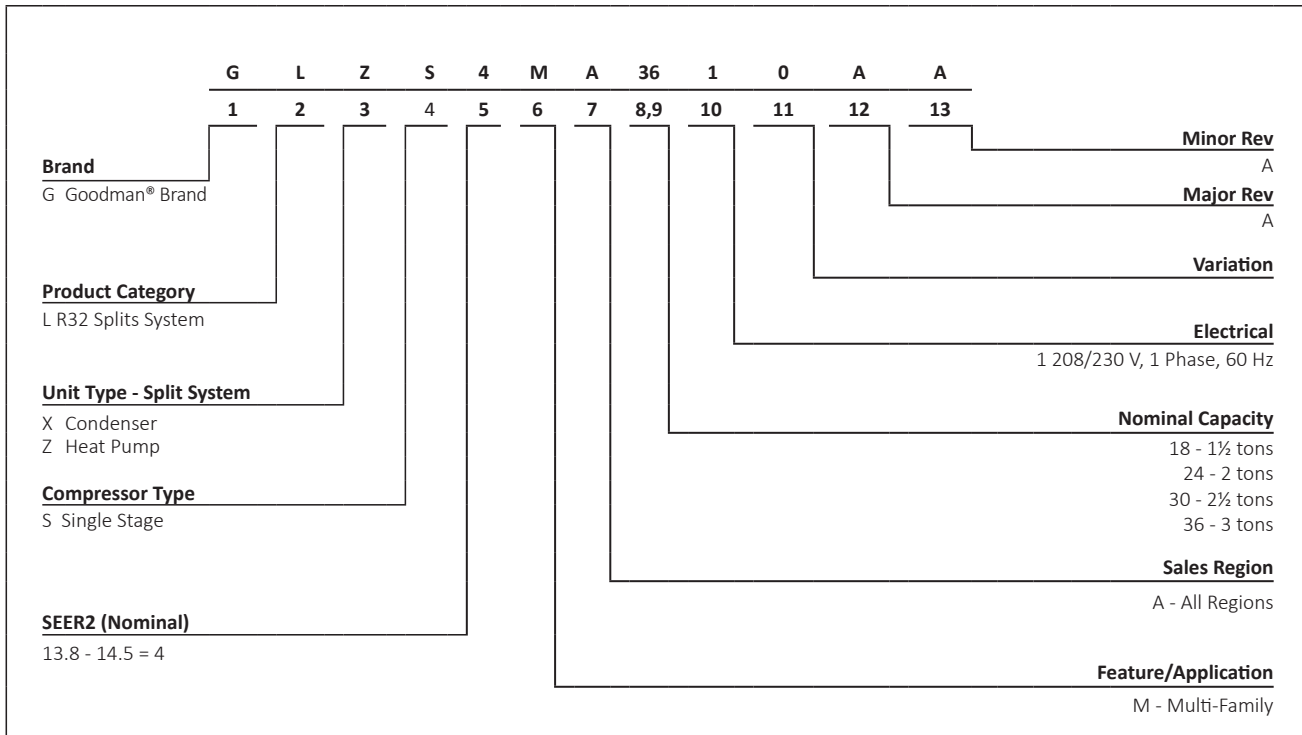
Cabinet Features

- Removable grille-style top design compliant with UL 60335-2-40
- Steel louver coil guard
- Heavy-gauge galvanized-steel cabinet
- Attractive Architectural Gray powder-paint finish with 500-hour salt-spray approval
- Top and side maintenance access
- When properly anchored, meets the 2023 Florida Building Code unit integrity requirements for hurricane-type winds (Anchor bracket kits available.)



* Complete warranty details available from your local dealer or at www.goodmanmfg.com. To receive the 10-Year Parts Limited Warranty, online registration must be completed within 60 days of installation. Online registration is not required in California or Québec. The duration of warranty coverages in Texas and Florida differs in some cases.

NOMENCLATURE



	GLZS4M 1810*	GLZS4M 2410*	GLZS4M 3010*	GLZS4M 3610*
NOMINAL CAPACITIES				
Cooling (BTU/h)	18,000	24,000	30,000	36,000
Heating (BTU/h)	18,000	24,000	30,000	36,000
Decibels	69	69	71	74
COMPRESSOR				
RLA	8.3	10.2	12.8	16.4
LRA	44.3	59.3	76.0	88.0
Stage	Single	Single	Single	Single
Type	Scroll	Scroll	Scroll	Scroll
CONDENSER FAN MOTOR				
Motor Type	PSC	PSC	PSC	PSC
Horsepower	1/6	1/6	1/6	1/6
FLA	0.95	0.95	0.95	0.97
REFRIGERATION SYSTEM				
Refrigerant Line Size ¹				
Liquid Line Size ("O.D.)	3/8"	3/8"	3/8"	3/8"
Suction Line Size ("O.D.)	3/4"	3/4"	3/4"	7/8"
Refrigerant Connection Size				
Liquid Valve Size ("O.D.)	3/8"	3/8"	3/8"	3/8"
Suction Valve Size ("O.D.)	3/4"	3/4"	3/4"	7/8"
Valve Connection Type	Sweat	Sweat	Sweat	Sweat
Refrigerant Charge (oz.)	71	70	78	83
ELECTRICAL DATA				
Volts/Phase (60 Hz)	208/230	208/230	208/230	208/230
Minimum Circuit Ampacity ²	11.4	13.8	17.0	21.5
Max. Overcurrent Protection ³	15	20	25	35
Min / Max Volts	197/253	197/253	197/253	197/253
Electrical Conduit Size	1/2" or 3/4"	1/2" or 3/4"	1/2" or 3/4"	1/2" or 3/4"
UNIT WEIGHTS				
Equipment Weight (lbs.)	160	160	174	208
Ship Weight (lbs)	175	175	189	228

¹ Tested and rated in accordance with ARI Standard 210/240. Line size denoted for 25' line sets, tested and rated in accordance with AHRI Standard 210/240

² Wire size should be determined in accordance with National Electrical Codes; extensive wire runs will require larger wire sizes

³ Must use time-delay fuses or HACR-type circuit breakers of the same size as noted.

NOTES

- Always check the S&R plate for electrical data on the unit being installed.
- Unit is charged with refrigerant for 15' of 3/8" liquid line. System charge must be adjusted per Installation Instructions Final Charge Procedure.
- Any suction line adapter will need to be supplied by the field

EXPANDED COOLING DATA — GLZS4MA1810A*+AMST24BU1300A*

IDB		OUTDOOR AMBIENT TEMPERATURE																																															
		65°F						75°F						85°F						95°F						105°F						115°F																	
		ENTERING INDOOR WET BULB TEMPERATURE																																															
AIRFLOW	59	63	67	71	59	63	67	71	59	63	67	71	59	63	67	71	59	63	67	71	59	63	67	71	59	63	67	71																					
70	MBh	18.3	18.5	19.1	-	18.1	18.4	18.9	-	17.6	17.9	18.4	-	16.8	17.1	17.6	-	15.8	16.1	16.6	-	14.9	15.1	15.7	-	18.3	18.5	19.1	-	18.1	18.4	18.9	-	17.6	17.9	18.4	-	16.8	17.1	17.6	-	15.8	16.1	16.6	-	14.9	15.1	15.7	-
	S/T	0.60	0.52	0.38	-	0.61	0.53	0.39	-	1.00	0.55	0.42	-	1.00	0.57	0.44	-	1.00	0.60	0.46	-	1.00	0.60	0.51	-	0.60	0.52	0.38	-	0.61	0.53	0.39	-	1.00	0.55	0.42	-	1.00	0.57	0.44	-	1.00	0.60	0.46	-	1.00	0.60	0.51	-
	ΔT	19	18	14	-	19	17	14	-	19	18	14	-	19	17	14	-	19	17	14	-	20	18	15	-	19	18	14	-	19	17	14	-	19	18	14	-	19	17	14	-	20	18	15	-	20	18	15	-
	kW	1.05	1.05	1.05	-	1.17	1.17	1.17	-	1.30	1.30	1.30	-	1.45	1.45	1.44	-	1.61	1.60	1.60	-	1.79	1.79	1.79	-	1.05	1.05	1.05	-	1.17	1.17	1.17	-	1.30	1.30	1.30	-	1.45	1.45	1.44	-	1.61	1.60	1.60	-	1.79	1.79	1.79	-
	Amps	4.0	4.0	4.0	-	4.6	4.6	4.6	-	5.2	5.2	5.2	-	5.8	5.8	5.8	-	6.6	6.6	6.6	-	7.4	7.4	7.4	-	4.0	4.0	4.0	-	4.6	4.6	4.6	-	5.2	5.2	5.2	-	5.8	5.8	5.8	-	6.6	6.6	6.6	-	7.4	7.4	7.4	-
75	MBh	18.6	18.8	19.4	-	18.4	18.6	19.2	-	17.9	18.2	18.7	-	17.1	17.3	17.9	-	16.1	16.3	16.9	-	15.2	15.4	16.0	-	18.6	18.8	19.4	-	18.4	18.6	19.2	-	17.9	18.2	18.7	-	17.1	17.3	17.9	-	16.1	16.3	16.9	-	15.2	15.4	16.0	-
	S/T	0.68	0.60	0.46	-	0.69	0.61	0.47	-	1.00	0.63	0.50	-	1.00	0.65	0.52	-	1.00	0.68	0.54	-	1.00	1.00	0.59	-	0.68	0.60	0.46	-	0.69	0.61	0.47	-	1.00	0.63	0.50	-	1.00	0.65	0.52	-	1.00	0.68	0.54	-	1.00	1.00	0.59	-
	ΔT	18	16	13	-	18	16	13	-	18	16	13	-	18	16	13	-	18	16	13	-	19	17	14	-	18	16	13	-	18	16	13	-	18	16	13	-	18	16	13	-	19	17	14	-	19	17	14	-
	kW	1.06	1.06	1.06	-	1.18	1.18	1.18	-	1.31	1.31	1.31	-	1.45	1.45	1.45	-	1.61	1.61	1.61	-	1.80	1.80	1.80	-	1.06	1.06	1.06	-	1.18	1.18	1.18	-	1.31	1.31	1.31	-	1.45	1.45	1.45	-	1.61	1.61	1.61	-	1.80	1.80	1.80	-
	Amps	4.1	4.1	4.1	-	4.6	4.6	4.6	-	5.2	5.2	5.2	-	5.9	5.9	5.9	-	6.6	6.6	6.6	-	7.5	7.5	7.5	-	4.1	4.1	4.1	-	4.6	4.6	4.6	-	5.2	5.2	5.2	-	5.9	5.9	5.9	-	6.6	6.6	6.6	-	7.5	7.5	7.5	-
77	MBh	18.8	19.0	19.6	-	18.6	18.8	19.4	-	18.1	18.4	18.9	-	17.3	17.5	18.1	-	16.3	16.5	17.1	-	15.4	15.6	16.2	-	18.8	19.0	19.6	-	18.6	18.8	19.4	-	18.1	18.4	18.9	-	17.3	17.5	18.1	-	16.3	16.5	17.1	-	15.4	15.6	16.2	-
	S/T	0.71	0.63	0.49	-	0.71	0.64	0.50	-	1.00	0.66	0.52	-	1.00	0.68	0.54	-	1.00	0.70	0.57	-	1.00	1.00	0.62	-	0.71	0.63	0.49	-	0.71	0.64	0.50	-	1.00	0.66	0.52	-	1.00	0.68	0.54	-	1.00	0.70	0.57	-	1.00	1.00	0.62	-
	ΔT	17	16	12	-	17	15	12	-	17	16	12	-	17	15	12	-	17	15	12	-	18	16	13	-	17	16	12	-	17	15	12	-	17	16	12	-	17	15	12	-	18	16	13	-	18	16	13	-
	kW	1.06	1.06	1.06	-	1.18	1.18	1.18	-	1.31	1.31	1.31	-	1.46	1.46	1.45	-	1.62	1.62	1.61	-	1.80	1.80	1.80	-	1.06	1.06	1.06	-	1.18	1.18	1.18	-	1.31	1.31	1.31	-	1.46	1.46	1.45	-	1.62	1.62	1.61	-	1.80	1.80	1.80	-
	Amps	4.1	4.1	4.1	-	4.6	4.6	4.6	-	5.2	5.2	5.2	-	5.9	5.9	5.9	-	6.6	6.6	6.6	-	7.5	7.5	7.5	-	4.1	4.1	4.1	-	4.6	4.6	4.6	-	5.2	5.2	5.2	-	5.9	5.9	5.9	-	6.6	6.6	6.6	-	7.5	7.5	7.5	-

IDB: Entering Indoor Dry Bulb Temperature
 High and low pressures are measured at the liquid and suction service valves.
 Shaded area reflects ACCA (TVA) conditions.
 kW = Total system power
 Amps = Outdoor unit amps (compressor + fan)

EXPANDED COOLING DATA — GLZS4MA1810A*+AMST24BU1300A* (CONT.)

IDB		OUTDOOR AMBIENT TEMPERATURE																																																	
		65°F						75°F						85°F						95°F						105°F						115°F																			
		AIRFLOW		59	63	67	71	AIRFLOW		59	63	67	71	AIRFLOW		59	63	67	71	AIRFLOW		59	63	67	71	AIRFLOW		59	63	67	71	AIRFLOW		59	63	67	71														
		ENTERING INDOOR WET BULB TEMPERATURE																																																	
80	MBh	18.4	18.6	19.2	20.0	18.2	18.5	19.0	19.8	17.7	18.0	18.5	19.4	16.9	17.2	17.7	18.5	15.9	16.2	16.7	17.5	15.0	15.2	15.8	16.6	MBh	18.7	18.9	19.5	20.3	18.5	18.8	19.3	20.1	18.0	18.3	18.8	19.7	17.2	17.5	18.0	18.8	16.2	16.4	17.0	17.8	15.3	15.5	16.1	16.9	
	S/T	1.00	0.78	0.64	0.50	1.00	0.79	0.65	0.50	1.00	0.78	0.68	0.53	1.00	0.77	0.63	0.48	1.00	0.76	0.61	0.46	1.00	0.75	0.60	0.45	S/T	1.00	0.86	0.72	0.58	1.00	0.87	0.73	0.58	1.00	0.80	0.66	0.51	1.00	0.79	0.78	0.63	1.00	0.80	0.65	0.50	1.00	0.79	0.64	0.70	
	ΔT	27	25	22	19	27	25	22	19	27	25	22	19	27	25	22	19	27	25	22	19	27	25	22	19	ΔT	26	24	21	17	26	24	21	17	26	24	21	17	26	24	21	17	25	24	20	17	26	25	21	18	
	kW	1.05	1.05	1.05	1.1	1.17	1.17	1.17	1.2	1.30	1.30	1.30	1.3	1.45	1.44	1.44	1.44	1.5	1.61	1.60	1.60	1.6	1.79	1.79	1.79	1.8	kW	1.06	1.06	1.06	1.07	1.18	1.18	1.18	1.18	1.31	1.31	1.31	1.32	1.45	1.45	1.45	1.46	1.61	1.61	1.61	1.62	1.80	1.80	1.80	1.81
	Amps	4.0	4.0	4.0	4.1	4.6	4.6	4.6	4.6	4.6	4.6	4.6	4.6	5.2	5.2	5.2	5.2	5.9	6.6	6.6	6.6	6.6	7.4	7.4	7.4	7.5	Amps	4.1	4.1	4.1	4.1	4.6	4.6	4.6	4.7	5.2	5.2	5.2	5.3	5.9	5.9	5.9	5.9	6.6	6.6	6.6	6.6	7.5	7.5	7.5	7.5
85	MBh	18.7	18.9	19.5	20.3	18.5	18.8	19.3	20.2	18.0	18.3	18.8	19.7	17.2	17.5	18.0	18.9	16.2	16.5	17.0	17.8	15.3	15.5	16.1	16.9	MBh	18.7	18.9	19.5	20.3	18.7	19.0	19.5	20.3	18.2	18.5	19.0	19.9	17.4	17.7	18.2	19.0	16.4	16.6	17.2	18.0	15.5	15.7	16.3	17.1	
	S/T	1.00	0.89	0.75	0.60	1.00	0.90	0.76	0.61	1.00	0.89	0.75	0.60	1.00	0.88	0.74	0.59	1.00	0.82	0.68	0.54	1.00	0.81	0.67	0.73	S/T	1.00	0.89	0.75	0.60	1.00	0.90	0.76	0.61	1.00	0.89	0.76	0.64	1.00	0.88	0.74	0.59	1.00	0.82	0.68	0.54	1.00	0.81	0.67	0.73	
	ΔT	30	29	25	22	30	29	25	22	31	29	26	22	30	29	25	22	30	28	25	22	31	29	26	23	ΔT	25	23	20	17	25	23	20	17	25	23	20	17	25	23	20	17	25	23	20	16	26	24	21	17	
	kW	1.05	1.05	1.05	1.1	1.17	1.17	1.17	1.2	1.31	1.30	1.30	1.3	1.45	1.45	1.45	1.5	1.61	1.61	1.60	1.6	1.80	1.79	1.79	1.8	kW	1.06	1.06	1.06	1.1	1.18	1.18	1.18	1.2	1.31	1.31	1.31	1.3	1.46	1.46	1.45	1.5	1.62	1.62	1.61	1.6	1.80	1.80	1.80	1.8	
	Amps	4.1	4.1	4.0	4.1	4.6	4.6	4.6	4.6	4.6	4.6	4.6	4.7	5.2	5.2	5.2	5.2	5.9	6.6	6.6	6.6	6.6	7.4	7.4	7.4	7.5	Amps	4.1	4.1	4.1	4.1	4.6	4.6	4.6	4.7	5.2	5.2	5.2	5.3	5.9	5.9	5.9	5.9	6.6	6.6	6.6	6.7	7.5	7.5	7.5	7.5

IDB: Entering Indoor Dry Bulb Temperature
 High and low pressures are measured at the liquid and suction service valves.
 Shaded area reflects AHRI conditions.
 kW = Total system power
 Amps = Outdoor unit amps (compressor + fan)

EXPANDED COOLING DATA — GLZS4MA2410A*+AMST24BU1300A*

IDB		OUTDOOR AMBIENT TEMPERATURE																																			
		65°F						75°F						85°F						95°F						105°F						115°F					
		59	63	67	71	71	71	59	63	67	71	71	71	59	63	67	71	71	71	59	63	67	71	71	71	59	63	67	71	71	71	59	63	67	71	71	71
		ENTERING INDOOR WET BULB TEMPERATURE																																			
AIRFLOW		59	63	67	71	71	59	63	67	71	71	59	63	67	71	71	59	63	67	71	71	59	63	67	71	71	59	63	67	71	71	59	63	67	71	71	
700	MBh	24.3	24.6	25.4	-	-	24.1	24.4	25.1	-	-	23.4	23.8	24.5	-	-	22.4	22.7	23.4	-	-	21.0	21.4	22.1	-	-	19.8	20.2	20.9	-	-	19.8	20.2	20.9	-	-	
	S/T	0.62	0.54	0.41	-	-	0.62	0.55	0.41	-	-	0.65	0.57	0.44	-	-	1.00	0.59	0.46	-	-	1.00	0.61	0.48	-	-	1.00	0.66	0.53	-	-	1.00	0.66	0.53	-	-	
	ΔT	19	18	14	-	-	19	18	14	-	-	20	18	14	-	-	19	17	14	-	-	19	17	14	-	-	20	18	15	-	-	20	18	15	-	-	
	kW	1.37	1.37	1.37	-	-	1.54	1.54	1.53	-	-	1.72	1.72	1.72	-	-	1.92	1.92	1.91	-	-	2.14	2.14	2.13	-	-	2.40	2.40	2.39	-	-	2.40	2.40	2.39	-	-	
	Amps	5.3	5.3	5.3	-	-	6.1	6.1	6.1	-	-	6.9	6.9	6.9	-	-	7.8	7.8	7.8	-	-	8.8	8.8	8.8	-	-	10.0	10.0	10.0	-	-	10.0	10.0	10.0	-	-	
770	MBh	24.5	24.9	25.6	-	-	24.3	24.7	25.4	-	-	23.7	24.0	24.7	-	-	22.6	22.9	23.7	-	-	21.3	21.6	22.3	-	-	20.1	20.4	21.1	-	-	20.1	20.4	21.1	-	-	
	S/T	0.66	0.58	0.45	-	-	0.66	0.59	0.45	-	-	0.69	0.61	0.48	-	-	1.00	0.63	0.50	-	-	1.00	0.65	0.52	-	-	1.00	0.70	0.57	-	-	1.00	0.70	0.57	-	-	
	ΔT	19	17	13	-	-	19	17	13	-	-	19	17	14	-	-	19	17	13	-	-	18	16	13	-	-	19	18	14	-	-	19	18	14	-	-	
	kW	1.38	1.38	1.37	-	-	1.54	1.54	1.54	-	-	1.73	1.72	1.72	-	-	1.92	1.92	1.92	-	-	2.14	2.14	2.14	-	-	2.40	2.40	2.40	-	-	2.40	2.40	2.40	-	-	
	Amps	5.4	5.4	5.3	-	-	6.1	6.1	6.1	-	-	6.9	6.9	6.9	-	-	7.8	7.8	7.8	-	-	8.9	8.9	8.8	-	-	10.0	10.0	10.0	-	-	10.0	10.0	10.0	-	-	
900	MBh	25.1	25.4	26.1	-	-	24.8	25.2	25.9	-	-	24.2	24.6	25.3	-	-	23.1	23.5	24.2	-	-	21.8	22.1	22.9	-	-	20.6	20.9	21.7	-	-	20.6	20.9	21.7	-	-	
	S/T	0.69	0.62	0.49	-	-	0.70	0.63	0.49	-	-	1.00	0.65	0.52	-	-	1.00	0.67	0.54	-	-	1.00	0.69	0.56	-	-	1.00	1.00	0.61	-	-	1.00	1.00	0.61	-	-	
	ΔT	17	16	12	-	-	17	16	12	-	-	17	16	12	-	-	17	15	12	-	-	17	15	12	-	-	18	16	13	-	-	18	16	13	-	-	
	kW	1.39	1.39	1.38	-	-	1.55	1.55	1.55	-	-	1.73	1.73	1.73	-	-	1.93	1.93	1.93	-	-	2.15	2.15	2.15	-	-	2.41	2.41	2.41	-	-	2.41	2.41	2.41	-	-	
	Amps	5.4	5.4	5.4	-	-	6.2	6.1	6.1	-	-	7.0	7.0	7.0	-	-	7.9	7.9	7.9	-	-	8.9	8.9	8.9	-	-	10.1	10.1	10.1	-	-	10.1	10.1	10.1	-	-	

700	MBh	24.3	24.7	25.4	26.5	26.3	24.1	24.4	25.2	26.3	26.3	23.5	23.8	24.5	25.6	25.6	22.4	22.7	23.4	24.5	24.5	21.0	21.4	22.1	23.2	19.8	20.2	20.9	22.0
	S/T	0.74	0.67	0.53	0.39	0.40	1.00	0.67	0.54	0.40	0.40	1.00	0.70	0.56	0.42	0.42	1.00	0.72	0.58	0.44	0.44	1.00	0.74	0.61	0.46	1.00	1.00	0.66	0.52
	ΔT	23	22	18	15	15	23	22	18	15	15	24	22	18	15	15	23	21	18	15	15	23	21	18	14	24	22	19	15
	kW	1.37	1.37	1.37	1.4	1.5	1.54	1.53	1.53	1.5	1.5	1.72	1.72	1.71	1.7	1.7	1.92	1.91	1.91	1.9	1.9	2.14	2.14	2.13	2.1	2.40	2.39	2.39	2.4
	Amps	5.3	5.3	5.3	5.4	6.1	6.1	6.1	6.1	6.1	6.1	6.9	6.9	6.9	7.0	7.0	7.8	7.8	7.8	7.9	7.9	8.8	8.8	8.8	8.9	10.0	10.0	10.0	10.1
770	MBh	24.5	24.9	25.6	26.7	26.5	24.3	24.7	25.4	26.5	26.5	23.7	24.0	24.8	25.9	25.9	22.6	23.0	23.7	24.8	24.8	21.3	21.6	22.3	23.4	20.1	20.4	21.1	22.2
	S/T	0.78	0.71	0.57	0.43	0.44	1.00	0.71	0.58	0.44	0.44	1.00	0.74	0.60	0.46	0.46	1.00	0.76	0.62	0.48	0.48	1.00	1.00	0.65	0.50	1.00	1.00	0.70	0.56
	ΔT	23	21	17	14	14	23	21	17	14	14	23	21	18	14	14	23	21	17	14	14	22	20	17	14	23	22	18	15
	kW	1.38	1.38	1.37	1.39	1.55	1.54	1.54	1.54	1.55	1.55	1.72	1.72	1.72	1.73	1.73	1.92	1.92	1.92	1.93	1.93	2.14	2.14	2.14	2.15	2.40	2.40	2.40	2.41
	Amps	5.4	5.3	5.3	5.4	6.1	6.1	6.1	6.1	6.1	6.1	6.9	6.9	6.9	7.0	7.0	7.8	7.8	7.8	7.9	7.9	8.9	8.9	8.8	8.9	10.0	10.0	10.0	10.1
900	MBh	25.1	25.4	26.1	27.2	27.0	24.9	25.2	25.9	27.0	27.0	24.2	24.6	25.3	26.4	26.4	23.1	23.5	24.2	25.3	25.3	21.8	22.2	22.9	24.0	20.6	20.9	21.7	22.8
	S/T	0.82	0.75	0.61	0.47	0.48	1.00	0.75	0.62	0.48	0.48	1.00	0.78	0.64	0.50	0.50	1.00	0.80	0.66	0.52	0.52	1.00	1.00	0.69	0.54	1.00	1.00	0.74	0.60
	ΔT	21	20	16	13	13	21	20	16	13	13	22	20	16	13	13	21	19	16	13	13	21	19	16	12	22	20	17	13
	kW	1.39	1.39	1.38	1.4	1.6	1.55	1.55	1.55	1.6	1.6	1.73	1.73	1.73	1.7	1.7	1.93	1.93	1.93	1.9	1.9	2.15	2.15	2.15	2.2	2.41	2.41	2.41	2.4
	Amps	5.4	5.4	5.4	5.4	6.2	6.1	6.1	6.1	6.1	6.2	7.0	7.0	7.0	7.0	7.0	7.9	7.9	7.9	7.9	7.9	8.9	8.9	8.9	8.9	10.1	10.1	10.1	10.1

IDB: Entering Indoor Dry Bulb Temperature
 High and low pressures are measured at the liquid and suction service valves.
 Shaded area reflects ACCA (TVA) conditions.
 kW = Total system power
 Amps = Outdoor unit amps (compressor + fan)

EXPANDED COOLING DATA — GLZS4MA2410A*+AMST24BU1300A* (CONT.)

IDB		OUTDOOR AMBIENT TEMPERATURE																													
		65°F					75°F					85°F					95°F					105°F					115°F				
		59	63	67	71	75	59	63	67	71	75	59	63	67	71	75	59	63	67	71	75	59	63	67	71	75	59	63	67	71	75
ENTERING INDOOR WET BULB TEMPERATURE																															
AIRFLOW	59	63	67	71	75	59	63	67	71	75	59	63	67	71	75	59	63	67	71	75	59	63	67	71	75	59	63	67	71	75	
700	MBh	29.1	29.5	30.4	31.7	28.9	29.3	30.2	31.5	28.1	28.5	29.4	30.7	26.8	27.2	28.1	29.4	25.2	25.6	26.5	27.8	20.0	20.3	21.0	22.1	20.0	20.3	21.0	22.1		
	S/T	1.00	0.80	0.65	0.50	1.00	0.80	0.66	0.51	1.00	0.83	0.69	0.53	1.00	1.00	0.71	0.55	1.00	1.00	0.73	0.58	1.00	1.00	0.78	0.64	1.00	1.00	0.78	0.64		
	ΔT	27	25	22	19	27	25	22	19	27	26	22	19	27	25	22	19	27	25	22	18	28	26	23	20	28	26	23	20		
	kW	1.65	1.65	1.65	1.7	1.85	1.84	1.84	1.9	2.06	2.06	2.06	2.1	2.30	2.29	2.29	2.3	2.56	2.56	2.55	2.6	2.40	2.40	2.39	2.4	2.40	2.40	2.40	2.4		
	Amps	6.1	6.1	6.1	6.2	7.0	7.0	7.0	7.0	8.0	8.0	8.0	8.0	9.1	9.1	9.1	9.1	10.3	10.2	10.2	10.3	10.0	10.0	10.0	10.1	10.0	10.0	10.0	10.1		
770	MBh	29.6	30.1	30.9	32.3	29.4	29.8	30.7	32.0	28.6	29.0	29.9	31.2	27.3	27.7	28.6	29.9	25.7	26.1	27.0	28.3	20.2	20.5	21.3	22.4	20.2	20.5	21.3	22.4		
	S/T	1.00	0.89	0.75	0.60	1.00	0.90	0.76	0.61	1.00	0.93	0.78	0.63	1.00	1.00	0.80	0.65	1.00	1.00	0.83	0.68	1.00	1.00	0.82	0.68	1.00	1.00	0.82	0.68		
	ΔT	26	24	21	17	26	24	21	17	26	24	21	17	26	24	21	17	25	24	20	17	27	26	22	19	27	26	22	19		
	kW	1.67	1.67	1.66	1.68	1.86	1.86	1.86	1.87	2.08	2.08	2.07	2.09	2.31	2.31	2.31	2.32	2.57	2.57	2.57	2.58	2.40	2.40	2.40	2.41	2.40	2.40	2.40	2.41		
	Amps	6.2	6.2	6.2	6.2	7.1	7.1	7.1	7.1	8.1	8.1	8.0	8.1	9.1	9.1	9.1	9.2	10.3	10.3	10.3	10.4	10.0	10.0	10.0	10.1	10.0	10.0	10.0	10.1		
900	MBh	29.9	30.3	31.1	32.5	29.6	30.0	30.9	32.2	28.8	29.3	30.1	31.4	27.5	27.9	28.8	30.1	25.9	26.3	27.2	28.5	20.7	21.1	21.8	22.9	20.7	21.1	21.8	22.9		
	S/T	1.00	0.91	0.77	0.62	1.00	0.92	0.78	0.63	1.00	0.95	0.80	0.65	1.00	1.00	0.82	0.67	1.00	1.00	0.85	0.70	1.00	1.00	0.82	0.72	1.00	1.00	0.82	0.72		
	ΔT	25	23	20	17	25	23	20	17	25	24	20	17	25	23	20	17	25	23	20	16	26	24	21	17	26	24	21	17		
	kW	1.67	1.67	1.67	1.7	1.86	1.86	1.86	1.9	2.08	2.08	2.08	2.1	2.31	2.31	2.31	2.3	2.58	2.57	2.57	2.6	2.41	2.41	2.41	2.4	2.41	2.41	2.41	2.4		
	Amps	6.2	6.2	6.2	6.3	7.1	7.1	7.1	7.1	8.1	8.1	8.1	8.1	9.1	9.1	9.1	9.2	10.3	10.3	10.3	10.4	10.1	10.1	10.1	10.1	10.1	10.1	10.1	10.1		
85	MBh	24.8	25.2	25.9	27.0	24.6	25.0	25.7	26.8	24.0	24.3	25.1	26.2	22.9	23.2	24.0	25.1	21.6	21.9	22.6	23.7	20.4	20.7	21.4	22.5	20.4	20.7	21.4	22.5		
	S/T	1.00	0.89	0.76	0.62	1.00	1.00	0.76	0.62	1.00	1.00	0.79	0.65	1.00	1.00	0.81	0.67	1.00	1.00	1.00	0.69	1.00	1.00	0.78	0.74	1.00	1.00	0.78	0.74		
	ΔT	31	29	26	22	31	29	26	22	31	29	26	22	31	29	26	22	31	29	25	22	32	30	27	23	32	30	27	23		
	kW	1.38	1.37	1.37	1.4	1.54	1.54	1.54	1.5	1.72	1.72	1.72	1.7	1.92	1.92	1.92	1.9	2.14	2.14	2.14	2.1	2.40	2.40	2.40	2.4	2.40	2.40	2.40	2.4		
	Amps	5.3	5.3	5.3	5.4	6.1	6.1	6.1	6.1	6.9	6.9	6.9	7.0	7.8	7.8	7.8	7.9	8.8	8.8	8.8	8.9	10.0	10.0	10.0	10.1	10.0	10.0	10.0	10.1		
770	MBh	25.1	25.4	26.1	27.2	24.9	25.2	25.9	27.0	24.2	24.6	25.3	26.4	23.1	23.5	24.2	25.3	21.8	22.2	22.9	24.0	20.6	20.9	21.7	22.8	20.6	20.9	21.7	22.8		
	S/T	1.00	0.93	0.80	0.66	1.00	1.00	0.80	0.66	1.00	1.00	0.83	0.69	1.00	1.00	0.85	0.71	1.00	1.00	1.00	0.73	1.00	1.00	0.82	0.78	1.00	1.00	0.82	0.78		
	ΔT	30	28	25	21	30	28	25	21	30	29	25	22	30	28	25	21	30	28	25	21	31	29	26	22	31	29	26	22		
	kW	1.38	1.38	1.38	1.39	1.55	1.54	1.54	1.55	1.73	1.73	1.72	1.74	1.93	1.92	1.92	1.93	2.15	2.15	2.14	2.16	2.41	2.41	2.40	2.41	2.41	2.40	2.40	2.41		
	Amps	5.4	5.4	5.4	5.4	6.1	6.1	6.1	6.2	7.0	7.0	6.9	7.0	7.9	7.9	7.8	7.9	8.9	8.9	8.9	8.9	10.1	10.1	10.1	10.1	10.1	10.1	10.1	10.1		
900	MBh	25.6	26.0	26.7	27.8	25.4	25.7	26.5	27.6	24.8	25.1	25.8	26.9	23.7	24.0	24.7	25.8	22.3	22.7	23.4	24.5	21.1	21.5	22.2	23.3	21.1	21.5	22.2	23.3		
	S/T	1.00	0.97	0.84	0.70	1.00	1.00	0.84	0.70	1.00	1.00	0.87	0.73	1.00	1.00	0.89	0.75	1.00	1.00	1.00	0.77	1.00	1.00	0.82	0.82	1.00	1.00	0.82	0.82		
	ΔT	29	27	24	20	29	27	24	20	29	27	24	20	29	27	24	20	29	27	23	20	30	28	25	21	30	28	25	21		
	kW	1.39	1.39	1.39	1.4	1.55	1.55	1.55	1.6	1.74	1.74	1.73	1.7	1.94	1.93	1.93	1.9	2.16	2.16	2.15	2.2	2.42	2.41	2.41	2.4	2.42	2.41	2.41	2.4		
	Amps	5.4	5.4	5.4	5.5	6.2	6.2	6.1	6.2	7.0	7.0	7.0	7.0	7.9	7.9	7.9	7.9	8.9	8.9	8.9	9.0	10.1	10.1	10.1	10.1	10.1	10.1	10.1	10.1		

IDB: Entering Indoor Dry Bulb Temperature
 High and low pressures are measured at the liquid and suction service valves.

Shaded area reflects AHRI conditions.
 kW = Total system power
 Amps = Outdoor unit amps (compressor + fan)

EXPANDED COOLING DATA — GLZS4MA3010A*+AMST30BU1300A*

IDB	AIRFLOW	OUTDOOR AMBIENT TEMPERATURE																							
		65°F				75°F				85°F				95°F				105°F				115°F			
		59	63	67	71	59	63	67	71	59	63	67	71	59	63	67	71	59	63	67	71	59	63	67	71
70	MBh	29.0	29.4	30.2	-	28.7	29.1	30.0	-	27.9	28.4	29.2	-	26.6	27.0	27.9	-	25.0	25.4	26.3	-	23.6	24.0	24.9	-
	S/T	0.61	0.53	0.38	-	0.61	0.53	0.39	-	0.64	0.56	0.42	-	1.00	0.58	0.44	-	1.00	0.60	0.46	-	1.00	0.66	0.51	-
	ΔT	19	18	14	-	19	18	14	-	20	18	15	-	19	18	14	-	19	17	14	-	20	19	15	-
	kW	1.65	1.65	1.65	-	1.85	1.84	1.84	-	2.06	2.06	2.06	-	2.30	2.29	2.29	-	2.56	2.56	2.55	-	2.86	2.86	2.86	-
	Amps	6.1	6.1	6.1	-	7.0	7.0	7.0	-	8.0	8.0	8.0	-	9.1	9.1	9.0	-	10.3	10.3	10.2	-	11.7	11.7	11.6	-
	MBh	29.5	29.9	30.8	-	29.2	29.6	30.5	-	28.5	28.9	29.7	-	27.2	27.6	28.4	-	25.6	26.0	26.8	-	24.1	24.5	25.4	-
S/T	0.70	0.62	0.48	-	0.71	0.63	0.49	-	0.74	0.66	0.51	-	1.00	0.68	0.53	-	1.00	0.70	0.56	-	1.00	0.76	0.61	-	
ΔT	18	16	13	-	18	16	13	-	18	16	13	-	18	16	13	-	18	16	13	-	19	17	14	-	
kW	1.67	1.67	1.66	-	1.86	1.86	1.86	-	2.08	2.08	2.07	-	2.31	2.31	2.31	-	2.57	2.57	2.57	-	2.88	2.88	2.87	-	
Amps	6.2	6.2	6.2	-	7.1	7.1	7.0	-	8.1	8.1	8.0	-	9.1	9.1	9.1	-	10.3	10.3	10.3	-	11.7	11.7	11.7	-	
1125	MBh	29.7	30.1	31.0	-	29.4	29.8	30.7	-	28.7	29.1	30.0	-	27.4	27.8	28.6	-	25.8	26.2	27.0	-	24.3	24.7	25.6	-
	S/T	0.73	0.64	0.50	-	0.73	0.65	0.51	-	0.76	0.68	0.53	-	1.00	0.70	0.55	-	1.00	0.72	0.58	-	1.00	0.78	0.63	-
	ΔT	17	16	12	-	17	16	12	-	18	16	13	-	17	16	12	-	17	15	12	-	18	17	13	-
	kW	1.67	1.67	1.67	-	1.87	1.86	1.86	-	2.08	2.08	2.08	-	2.31	2.31	2.31	-	2.58	2.57	2.57	-	2.88	2.88	2.88	-
	Amps	6.2	6.2	6.2	-	7.1	7.1	7.1	-	8.1	8.1	8.1	-	9.1	9.1	9.1	-	10.3	10.3	10.3	-	11.7	11.7	11.7	-
	MBh	29.0	29.4	30.3	31.6	28.7	29.1	30.0	31.3	28.0	28.4	29.2	30.6	26.7	27.1	27.9	29.3	25.1	25.5	26.3	27.7	23.6	24.0	24.9	26.2
S/T	0.74	0.66	0.52	0.37	0.75	0.67	0.53	0.37	1.00	0.70	0.55	0.40	1.00	0.72	0.57	0.42	1.00	0.74	0.60	0.45	1.00	1.00	0.65	0.50	
ΔT	23	22	18	15	23	22	18	15	24	22	18	15	23	21	18	15	23	21	18	15	24	22	19	16	
kW	1.65	1.65	1.65	1.7	1.84	1.84	1.84	1.9	2.06	2.06	2.06	2.1	2.29	2.29	2.29	2.3	2.56	2.55	2.55	2.6	2.86	2.86	2.86	2.9	
Amps	6.1	6.1	6.1	6.2	7.0	7.0	7.0	7.0	8.0	8.0	8.0	8.0	9.1	9.0	9.0	9.1	10.3	10.2	10.2	10.3	11.7	11.6	11.6	11.7	
75	MBh	29.5	29.9	30.8	32.1	29.2	29.6	30.5	31.8	28.5	28.9	29.8	31.1	27.2	27.6	28.4	29.8	25.6	26.0	26.9	28.2	24.1	24.5	25.4	26.7
	S/T	0.84	0.76	0.62	0.47	1.00	0.77	0.62	0.47	1.00	0.79	0.65	0.50	1.00	0.81	0.67	0.52	1.00	0.84	0.69	0.54	1.00	1.00	0.75	0.60
	ΔT	22	20	17	13	22	20	17	13	22	20	17	14	22	20	17	13	21	20	16	13	23	21	18	14
	kW	1.67	1.66	1.66	1.68	1.86	1.86	1.85	1.87	2.08	2.07	2.07	2.09	2.31	2.30	2.30	2.32	2.57	2.57	2.57	2.58	2.88	2.88	2.87	2.89
	Amps	6.2	6.2	6.2	6.2	7.1	7.1	7.0	7.1	8.1	8.0	8.0	8.1	9.1	9.1	9.1	9.2	10.3	10.3	10.3	10.4	11.7	11.7	11.7	11.8
	MBh	29.7	30.1	31.0	32.3	29.5	29.9	30.7	32.1	28.7	29.1	30.0	31.3	27.4	27.8	28.7	30.0	25.8	26.2	27.1	28.4	24.3	24.7	25.6	26.9
S/T	0.86	0.78	0.64	0.49	1.00	0.79	0.64	0.49	1.00	0.81	0.67	0.52	1.00	0.83	0.69	0.54	1.00	1.00	0.71	0.56	1.00	1.00	0.77	0.62	
ΔT	21	20	16	13	21	20	16	13	22	20	16	13	21	19	16	13	21	19	16	13	22	20	17	14	
kW	1.67	1.67	1.67	1.7	1.86	1.86	1.86	1.9	2.08	2.08	2.08	2.1	2.31	2.31	2.31	2.3	2.57	2.57	2.57	2.6	2.88	2.88	2.88	2.9	
Amps	6.2	6.2	6.2	6.2	7.1	7.1	7.1	7.1	8.1	8.1	8.1	8.1	9.1	9.1	9.1	9.2	10.3	10.3	10.3	10.4	11.7	11.7	11.7	11.8	

IDB: Entering Indoor Dry Bulb Temperature
 High and low pressures are measured at the liquid and suction service valves.
 Shaded area reflects ACCA (TVA) conditions.
 kW = Total system power
 Amps = Outdoor unit amps (compressor + fan)

EXPANDED COOLING DATA — GLZS4MA3010A*+AMST30BU1300A* (CONT.)

IDB		OUTDOOR AMBIENT TEMPERATURE																																															
		65°F						75°F						85°F						95°F						105°F						115°F																	
		59	63	67	71	75	79	59	63	67	71	75	79	59	63	67	71	75	79	59	63	67	71	75	79	59	63	67	71	75	79	59	63	67	71	75	79												
AIRFLOW		ENTERING INDOOR WET BULB TEMPERATURE																																															
80	MBh	29.1	29.5	30.4	31.7	28.9	29.3	30.2	31.5	28.1	28.5	29.4	30.7	26.8	27.2	28.1	29.4	25.2	25.6	26.5	27.8	23.7	24.2	25.0	26.4	29.6	30.1	30.9	32.3	29.4	29.8	30.7	32.0	28.6	29.0	29.9	31.2	27.3	27.7	28.6	29.9	25.7	26.1	27.0	28.3	24.3	24.7	25.5	26.9
	S/T	1.00	0.80	0.65	0.50	1.00	0.80	0.66	0.51	1.00	0.83	0.69	0.53	1.00	1.00	0.71	0.55	1.00	1.00	0.73	0.58	1.00	1.00	0.78	0.63	1.00	0.89	0.75	0.60	1.00	0.90	0.76	0.61	1.00	0.93	0.78	0.63	1.00	1.00	0.83	0.68	1.00	1.00	0.88	0.73				
	ΔT	27	25	22	19	27	25	22	19	27	26	22	19	26	24	21	17	26	24	20	17	25	24	20	17	25	23	20	17	25	24	20	17	25	23	20	17	25	23	20	16	26	24	21	18				
	kW	1.65	1.65	1.65	1.7	1.85	1.84	1.84	1.9	2.06	2.06	2.06	2.1	2.30	2.29	2.29	2.3	2.56	2.56	2.55	2.6	2.86	2.86	2.86	2.9	1.67	1.67	1.66	1.68	1.86	1.86	1.86	1.87	2.08	2.08	2.07	2.09	2.31	2.31	2.31	2.32	2.57	2.57	2.57	2.58	2.88	2.88	2.87	2.89
	Amps	6.1	6.1	6.1	6.2	7.0	7.0	7.0	7.0	8.0	8.0	8.0	8.0	9.1	9.1	9.1	9.1	10.3	10.2	10.2	10.3	11.7	11.7	11.7	11.8	6.2	6.2	6.2	6.2	7.1	7.1	7.1	7.1	8.1	8.1	8.1	8.1	9.1	9.1	9.1	9.2	10.3	10.3	10.3	10.4	11.7	11.7	11.7	11.8
1125	MBh	29.9	30.3	31.1	32.5	29.6	30.0	30.9	32.2	28.8	29.3	30.1	31.4	27.5	27.9	28.8	30.1	25.9	26.3	27.2	28.5	24.5	24.9	25.8	27.1	29.9	30.3	31.1	32.5	29.6	30.0	30.9	32.2	28.8	29.3	30.1	31.4	27.5	27.9	28.8	30.1	25.9	26.3	27.2	28.5	24.5	24.9	25.8	27.1
	S/T	1.00	0.91	0.77	0.62	1.00	0.92	0.78	0.63	1.00	0.95	0.80	0.65	1.00	1.00	0.82	0.67	1.00	1.00	0.85	0.70	1.00	1.00	0.90	0.75	1.00	0.91	0.77	0.62	1.00	0.92	0.78	0.63	1.00	0.95	0.80	0.65	1.00	1.00	0.82	0.67	1.00	1.00	0.85	0.70	1.00	1.00	0.90	0.75
	ΔT	25	23	20	17	25	23	20	17	25	24	20	17	25	23	20	17	25	23	20	16	26	24	21	18	25	23	20	17	25	23	20	17	25	24	20	17	25	23	20	16	26	24	21	18				
	kW	1.67	1.67	1.67	1.7	1.86	1.86	1.86	1.9	2.08	2.08	2.08	2.1	2.31	2.31	2.31	2.3	2.58	2.57	2.57	2.6	2.88	2.88	2.88	2.9	1.67	1.67	1.67	1.7	1.86	1.86	1.86	1.9	2.08	2.08	2.08	2.1	2.31	2.31	2.31	2.3	2.58	2.57	2.57	2.6	2.88	2.88	2.88	2.9
	Amps	6.2	6.2	6.2	6.3	7.1	7.1	7.1	7.1	8.1	8.1	8.1	8.1	9.1	9.1	9.1	9.1	10.3	10.3	10.3	10.4	11.7	11.7	11.7	11.8	6.2	6.2	6.2	6.3	7.1	7.1	7.1	7.1	8.1	8.1	8.1	8.1	9.1	9.1	9.1	9.2	10.3	10.3	10.3	10.4	11.7	11.7	11.7	11.8
85	MBh	29.6	30.0	30.9	32.2	29.4	29.8	30.6	32.0	28.6	29.0	29.9	31.2	27.3	27.7	28.6	29.9	25.7	26.1	27.0	28.3	24.2	24.6	25.5	26.8	29.6	30.0	30.9	32.2	29.4	29.8	30.6	32.0	28.6	29.0	29.9	31.2	27.3	27.7	28.6	29.9	25.7	26.1	27.0	28.3	24.2	24.6	25.5	26.8
	S/T	1.00	0.90	0.76	0.61	1.00	1.00	0.77	0.61	1.00	1.00	0.79	0.64	1.00	1.00	0.81	0.66	1.00	1.00	0.84	0.68	1.00	1.00	0.74	1.00	0.90	0.76	0.61	1.00	1.00	0.77	0.61	1.00	1.00	0.79	0.64	1.00	1.00	0.81	0.66	1.00	1.00	0.84	0.68	1.00	1.00	0.74		
	ΔT	31	29	26	22	31	29	26	22	31	29	26	22	31	29	26	22	31	29	25	22	31	30	26	23	31	29	26	22	31	29	26	22	31	29	26	22	31	29	26	22	31	29	25	22	31	30	26	23
	kW	1.66	1.65	1.65	1.7	1.85	1.85	1.84	1.9	2.07	2.06	2.06	2.1	2.30	2.30	2.29	2.3	2.56	2.56	2.56	2.6	2.87	2.87	2.86	2.9	1.66	1.65	1.65	1.7	1.85	1.85	1.84	1.9	2.07	2.06	2.06	2.1	2.30	2.30	2.29	2.3	2.56	2.56	2.56	2.6	2.87	2.87	2.86	2.9
	Amps	6.1	6.1	6.1	6.2	7.0	7.0	7.0	7.1	8.0	8.0	8.0	8.1	9.1	9.1	9.1	9.1	10.3	10.3	10.3	10.3	11.7	11.7	11.7	11.7	6.1	6.1	6.1	6.2	7.0	7.0	7.0	7.1	8.0	8.0	8.0	8.1	9.1	9.1	9.1	9.1	10.3	10.3	10.3	10.4	11.7	11.7	11.7	11.7
1125	MBh	30.1	30.5	31.4	32.7	29.9	30.3	31.2	32.5	29.1	29.5	30.4	31.7	27.8	28.2	29.1	30.4	26.2	26.6	27.5	28.8	24.8	25.2	26.0	27.4	30.1	30.5	31.4	32.7	29.9	30.3	31.2	32.5	29.1	29.5	30.4	31.7	27.8	28.2	29.1	30.4	26.2	26.6	27.5	28.8	24.8	25.2	26.0	27.4
	S/T	1.00	1.00	0.86	0.71	1.00	1.00	0.86	0.71	1.00	1.00	0.89	0.74	1.00	1.00	0.91	0.76	1.00	1.00	0.78	0.78	1.00	1.00	0.84	1.00	1.00	0.86	0.71	1.00	1.00	0.86	0.71	1.00	1.00	0.89	0.74	1.00	1.00	0.91	0.76	1.00	1.00	0.78	0.78	1.00	1.00	0.84		
	ΔT	29	27	24	21	29	27	24	21	29	28	24	21	29	27	24	21	29	27	24	20	30	28	25	21	29	27	24	21	29	27	24	21	29	28	24	21	29	27	24	21	29	27	24	20	30	28	25	21
	kW	1.67	1.67	1.67	1.68	1.86	1.86	1.86	1.87	2.08	2.08	2.08	2.09	2.31	2.31	2.31	2.32	2.58	2.57	2.57	2.59	2.88	2.88	2.88	2.89	1.67	1.67	1.67	1.68	1.86	1.86	1.86	1.87	2.08	2.08	2.08	2.09	2.31	2.31	2.31	2.32	2.58	2.57	2.57	2.59	2.88	2.88	2.88	2.89
	Amps	6.2	6.2	6.2	6.2	7.1	7.1	7.1	7.1	8.1	8.1	8.1	8.1	9.1	9.1	9.1	9.1	10.3	10.3	10.3	10.3	11.7	11.7	11.7	11.8	6.2	6.2	6.2	6.2	7.1	7.1	7.1	7.1	8.1	8.1	8.1	8.1	9.1	9.1	9.1	9.2	10.3	10.3	10.3	10.4	11.7	11.7	11.7	11.8

IDB: Entering Indoor Dry Bulb Temperature
 High and low pressures are measured at the liquid and suction service valves.
 Shaded area reflects AHRI conditions.
 kW = Total system power
 Amps = Outdoor unit amps (compressor + fan)

EXPANDED COOLING DATA — GLZS4MA3610A*+AMST36CU1300A*

IDB		OUTDOOR AMBIENT TEMPERATURE																																							
		65°F						75°F						85°F						95°F						105°F						115°F									
		59	63	67	71	71	71	59	63	67	71	71	71	59	63	67	71	71	71	59	63	67	71	71	71	59	63	67	71	71	71	59	63	67	71	71	71				
AIRFLOW		ENTERING INDOOR WET BULB TEMPERATURE																																							
1050	MBh	35.7	36.2	37.2	-	-	35.3	35.8	36.9	-	-	34.4	34.9	36.0	-	-	32.8	33.3	34.4	-	-	30.9	31.4	32.4	-	-	30.9	31.4	32.4	-	-	29.1	29.6	30.6	-	-	29.1	29.6	30.6	-	-
	S/T	0.62	0.54	0.40	-	-	0.62	0.55	0.41	-	-	0.65	0.57	0.44	-	-	0.67	0.59	0.45	-	-	1.00	0.61	0.48	-	-	1.00	0.61	0.48	-	-	1.00	0.66	0.53	-	-	1.00	0.66	0.53	-	-
	ΔT	19	18	14	-	-	19	18	14	-	-	20	18	14	-	-	19	18	14	-	-	19	17	14	-	-	19	17	14	-	-	20	18	15	-	-	20	18	15	-	-
	kW	2.02	2.02	2.02	-	-	2.26	2.26	2.26	-	-	2.53	2.53	2.52	-	-	2.82	2.82	2.81	-	-	3.14	3.14	3.13	-	-	3.14	3.14	3.13	-	-	3.52	3.52	3.51	-	-	3.52	3.52	3.51	-	-
	Amps	7.6	7.6	7.5	-	-	8.7	8.6	8.6	-	-	9.9	9.9	9.9	-	-	11.2	11.2	11.2	-	-	12.7	12.7	12.6	-	-	12.7	12.7	12.6	-	-	14.4	14.4	14.4	-	-	14.4	14.4	14.4	-	-
70	MBh	36.1	36.6	37.6	-	-	35.8	36.3	37.3	-	-	34.8	35.3	36.4	-	-	33.2	33.7	34.8	-	-	31.3	31.8	32.8	-	-	31.3	31.8	32.8	-	-	29.5	30.0	31.1	-	-	29.5	30.0	31.1	-	-
	S/T	0.67	0.59	0.46	-	-	0.67	0.60	0.46	-	-	0.70	0.62	0.49	-	-	0.72	0.64	0.51	-	-	1.00	0.66	0.53	-	-	1.00	0.66	0.53	-	-	1.00	0.72	0.58	-	-	1.00	0.72	0.58	-	-
	ΔT	18	17	13	-	-	18	17	13	-	-	19	17	13	-	-	18	17	13	-	-	18	16	13	-	-	18	16	13	-	-	19	17	14	-	-	19	17	14	-	-
	kW	2.03	2.03	2.03	-	-	2.27	2.27	2.27	-	-	2.54	2.54	2.53	-	-	2.83	2.83	2.82	-	-	3.15	3.15	3.14	-	-	3.15	3.15	3.14	-	-	3.53	3.53	3.52	-	-	3.53	3.53	3.52	-	-
	Amps	7.6	7.6	7.6	-	-	8.7	8.7	8.7	-	-	9.9	9.9	9.9	-	-	11.2	11.2	11.2	-	-	12.7	12.7	12.7	-	-	12.7	12.7	12.7	-	-	14.5	14.4	14.4	-	-	14.5	14.4	14.4	-	-
1350	MBh	36.7	37.2	38.3	-	-	36.4	36.9	38.0	-	-	35.5	36.0	37.1	-	-	33.9	34.4	35.5	-	-	31.9	32.4	33.5	-	-	31.9	32.4	33.5	-	-	30.1	30.6	31.7	-	-	30.1	30.6	31.7	-	-
	S/T	0.70	0.63	0.49	-	-	0.71	0.63	0.50	-	-	0.74	0.66	0.52	-	-	1.00	0.68	0.54	-	-	1.00	0.70	0.57	-	-	1.00	0.70	0.57	-	-	1.00	0.75	0.62	-	-	1.00	0.75	0.62	-	-
	ΔT	17	16	12	-	-	17	16	12	-	-	18	16	12	-	-	17	16	12	-	-	17	15	12	-	-	17	15	12	-	-	18	16	13	-	-	18	16	13	-	-
	kW	2.05	2.04	2.04	-	-	2.28	2.28	2.28	-	-	2.55	2.55	2.55	-	-	2.84	2.84	2.83	-	-	3.16	3.16	3.16	-	-	3.16	3.16	3.16	-	-	3.54	3.54	3.53	-	-	3.54	3.54	3.53	-	-
	Amps	7.7	7.7	7.6	-	-	8.8	8.8	8.7	-	-	10.0	10.0	10.0	-	-	11.3	11.3	11.3	-	-	12.8	12.8	12.7	-	-	12.8	12.8	12.7	-	-	14.5	14.5	14.5	-	-	14.5	14.5	14.5	-	-

875	MBh	35.7	36.2	37.2	38.9	38.6	35.4	35.9	36.9	38.6	38.6	34.4	34.9	36.0	37.6	37.6	32.8	33.3	34.4	36.0	36.0	30.9	31.4	32.4	34.1	34.1	29.1	29.6	30.7	32.3	32.3
	S/T	0.75	0.67	0.53	0.39	0.40	0.75	0.68	0.54	0.40	0.40	1.00	0.70	0.56	0.42	0.42	1.00	0.72	0.58	0.44	0.44	1.00	0.74	0.61	0.46	0.46	1.00	0.79	0.66	0.51	0.51
	ΔT	23	22	18	15	15	23	21	18	15	15	24	22	18	15	15	23	21	18	15	15	23	21	18	14	14	24	22	19	16	16
	kW	2.02	2.02	2.02	2.0	2.3	2.26	2.26	2.25	2.3	2.3	2.53	2.53	2.52	2.5	2.5	2.82	2.81	2.81	2.8	2.8	3.14	3.14	3.13	3.1	3.1	3.52	3.51	3.51	3.5	3.5
	Amps	7.6	7.5	7.5	7.6	8.7	8.7	8.6	8.6	8.7	8.7	9.9	9.9	9.8	9.9	9.9	11.2	11.2	11.2	11.2	11.2	12.7	12.7	12.6	12.7	12.7	14.4	14.4	14.4	14.5	14.5
75	MBh	36.1	36.6	37.7	39.3	39.0	35.8	36.3	37.3	39.0	39.0	34.8	35.4	36.4	38.0	38.0	33.2	33.8	34.8	36.4	36.4	31.3	31.8	32.9	34.5	34.5	29.5	30.0	31.1	32.7	32.7
	S/T	0.80	0.72	0.58	0.44	0.45	0.80	0.73	0.59	0.45	0.45	1.00	0.75	0.62	0.47	0.47	1.00	0.77	0.64	0.49	0.49	1.00	0.79	0.66	0.51	0.51	1.00	1.00	0.71	0.57	0.57
	ΔT	22	21	17	14	14	22	21	17	14	14	23	21	17	14	14	22	21	17	14	14	22	20	17	13	13	23	21	18	15	15
	kW	2.03	2.03	2.03	2.04	2.28	2.27	2.27	2.27	2.28	2.28	2.54	2.54	2.53	2.55	2.55	2.83	2.82	2.82	2.84	2.84	3.15	3.15	3.14	3.16	3.16	3.53	3.52	3.52	3.54	3.54
	Amps	7.6	7.6	7.6	7.7	8.8	8.7	8.7	8.7	8.8	8.8	9.9	9.9	9.9	10.0	10.0	11.2	11.2	11.2	11.3	11.3	12.7	12.7	12.7	12.8	12.8	14.4	14.4	14.4	14.5	14.5
1125	MBh	36.8	37.3	38.3	39.9	39.6	36.4	36.9	38.0	39.6	39.6	35.5	36.0	37.1	38.7	38.7	33.9	34.4	35.5	37.1	37.1	32.0	32.5	33.5	35.1	35.1	30.2	30.7	31.7	33.4	33.4
	S/T	0.83	0.76	0.62	0.48	0.48	0.84	0.76	0.63	0.48	0.48	1.00	0.79	0.65	0.51	0.51	1.00	0.81	0.67	0.53	0.53	1.00	0.83	0.69	0.55	0.55	1.00	1.00	0.75	0.60	0.60
	ΔT	21	20	16	13	13	21	19	16	13	13	22	20	16	13	13	21	19	16	13	13	21	19	16	12	12	22	20	17	14	14
	kW	2.04	2.04	2.04	2.1	2.3	2.28	2.28	2.28	2.3	2.3	2.55	2.55	2.54	2.6	2.6	2.84	2.84	2.83	2.9	2.9	3.16	3.16	3.15	3.2	3.2	3.54	3.54	3.53	3.6	3.6
	Amps	7.7	7.7	7.6	7.7	8.8	8.8	8.7	8.7	8.8	8.8	10.0	10.0	9.9	10.0	10.0	11.3	11.3	11.3	11.4	11.4	12.8	12.8	12.7	12.8	12.8	14.5	14.5	14.5	14.6	14.6

IDB: Entering Indoor Dry Bulb Temperature
 High and low pressures are measured at the liquid and suction service valves.
 Shaded area reflects ACCA (TVA) conditions.
 kW = Total system power
 Amps = Outdoor unit amps (compressor + fan)

EXPANDED COOLING DATA — GLZS4MA3610A*+AMST36CU1300A* (CONT.)

IDB		OUTDOOR AMBIENT TEMPERATURE																																			
		65°F						75°F						85°F						95°F						105°F						115°F					
		AIRFLOW		59	63	67	71	59		63	67	71	59		63	67	71	59		63	67	71	59		63	67	71	59		63	67	71					
		ENTERING INDOOR WET BULB TEMPERATURE																																			
		ENTERING INDOOR WET BULB TEMPERATURE																																			
80	1050	MBh	35.9	36.4	37.4	39.1	35.5	36.0	37.1	38.7	34.6	35.1	36.2	37.8	33.0	33.5	34.6	36.2	31.1	31.6	32.6	34.3	29.3	29.8	30.8	32.5	29.3	29.8	30.8	32.5	29.3	29.8	30.8	32.5			
		S/T	0.87	0.79	0.66	0.52	1.00	0.80	0.67	0.52	1.00	0.83	0.69	0.55	1.00	0.85	0.71	0.57	1.00	1.00	0.73	0.59	1.00	1.00	0.78	0.64	1.00	1.00	0.78	0.64	1.00	1.00	0.78	0.64			
		ΔT	27	26	22	19	27	25	22	19	28	26	22	19	27	25	22	19	27	25	22	18	28	26	23	20	28	26	23	20	28	26	23	20			
		kW	2.02	2.02	2.02	2.0	2.26	2.26	2.26	2.3	2.53	2.53	2.52	2.5	2.82	2.81	2.81	2.8	3.14	3.14	3.13	3.2	3.52	3.52	3.51	3.5	3.52	3.52	3.51	3.5	3.52	3.52	3.51	3.5			
		Amps	7.6	7.6	7.5	7.6	8.7	8.6	8.6	8.7	9.9	9.9	9.8	9.9	11.2	11.2	11.2	11.3	12.7	12.7	12.6	12.7	14.4	14.4	14.4	14.5	14.4	14.4	14.4	14.5	14.4	14.4	14.4	14.5			
80	1180	MBh	36.3	36.8	37.8	39.5	36.0	36.5	37.5	39.2	35.0	35.5	36.6	38.2	33.4	33.9	35.0	36.6	31.5	32.0	33.0	34.7	29.7	30.2	31.3	32.9	29.7	30.2	31.3	32.9	29.7	30.2	31.3	32.9			
		S/T	1.00	0.85	0.71	0.57	1.00	0.85	0.72	0.57	1.00	0.88	0.74	0.60	1.00	0.90	0.76	0.62	1.00	1.00	0.78	0.64	1.00	1.00	0.83	0.69	1.00	1.00	0.83	0.69	1.00	1.00	0.83	0.69			
		ΔT	26	25	21	18	26	25	21	18	27	25	21	18	26	25	21	18	26	24	21	17	27	25	22	19	27	25	22	19	27	25	22	19			
		kW	2.03	2.03	2.03	2.05	2.27	2.27	2.27	2.28	2.54	2.54	2.53	2.55	2.83	2.83	2.82	2.84	3.15	3.15	3.14	3.16	3.53	3.53	3.52	3.54	3.53	3.53	3.52	3.54	3.53	3.53	3.52	3.54			
		Amps	7.6	7.6	7.6	7.7	8.7	8.7	8.7	8.8	9.9	9.9	9.9	10.0	11.2	11.2	11.2	11.3	12.7	12.7	12.7	12.8	14.5	14.5	14.4	14.5	14.5	14.5	14.4	14.5	14.5	14.5	14.5	14.6			
80	1350	MBh	36.9	37.4	38.5	40.1	36.6	37.1	38.2	39.8	35.7	36.2	37.3	38.9	34.1	34.6	35.7	37.3	32.1	32.6	33.7	35.3	30.4	30.9	31.9	33.5	30.4	30.9	31.9	33.5	30.4	30.9	31.9	33.5			
		S/T	1.00	0.88	0.75	0.60	1.00	0.89	0.75	0.61	1.00	0.91	0.78	0.64	1.00	1.00	0.80	0.66	1.00	1.00	0.82	0.68	1.00	1.00	0.87	0.73	1.00	1.00	0.87	0.73	1.00	1.00	0.87	0.73			
		ΔT	25	24	20	17	25	23	20	17	26	24	20	17	25	23	20	17	25	23	20	16	26	24	21	18	26	24	21	18	26	24	21	18			
		kW	2.05	2.04	2.04	2.1	2.28	2.28	2.28	2.3	2.55	2.55	2.54	2.6	2.84	2.84	2.83	2.9	3.16	3.16	3.16	3.2	3.54	3.54	3.53	3.6	3.54	3.54	3.53	3.6	3.54	3.54	3.53	3.6			
		Amps	7.7	7.7	7.6	7.7	8.8	8.8	8.7	8.8	10.0	10.0	10.0	10.0	11.3	11.3	11.3	11.4	12.8	12.8	12.7	12.8	14.5	14.5	14.5	14.6	14.5	14.5	14.5	14.6	14.5	14.5	14.5	14.6			
85	1050	MBh	36.5	37.0	38.0	39.7	36.1	36.6	37.7	39.3	35.2	35.7	36.8	38.4	33.6	34.1	35.2	36.8	31.7	32.2	33.2	34.9	29.9	30.4	31.4	33.1	29.9	30.4	31.4	33.1	29.9	30.4	31.4	33.1			
		S/T	1.00	0.90	0.76	0.62	1.00	0.90	0.77	0.62	1.00	1.00	0.79	0.65	1.00	1.00	0.81	0.67	1.00	1.00	0.83	0.69	1.00	1.00	1.00	0.74	1.00	1.00	1.00	0.74	1.00	1.00	1.00	0.74			
		ΔT	31	29	26	22	31	29	26	22	31	29	26	22	31	29	26	22	31	29	25	22	32	30	27	23	32	30	27	23	32	30	27	23			
		kW	2.03	2.03	2.02	2.0	2.27	2.26	2.26	2.3	2.53	2.53	2.53	2.5	2.82	2.82	2.82	2.8	3.14	3.14	3.14	3.2	3.52	3.52	3.52	3.5	3.52	3.52	3.52	3.5	3.52	3.52	3.52	3.5			
		Amps	7.6	7.6	7.6	7.6	8.7	8.7	8.7	8.7	9.9	9.9	9.9	10.0	11.2	11.2	11.2	11.3	12.7	12.7	12.7	12.7	14.4	14.4	14.4	14.5	14.4	14.4	14.4	14.5	14.4	14.4	14.4	14.5			
85	1180	MBh	36.9	37.4	38.4	40.1	36.6	37.1	38.1	39.8	35.6	36.1	37.2	38.8	34.0	34.5	35.6	37.2	32.1	32.6	33.6	35.3	30.3	30.8	31.9	33.5	30.3	30.8	31.9	33.5	30.3	30.8	31.9	33.5			
		S/T	1.00	0.95	0.81	0.67	1.00	0.95	0.82	0.67	1.00	1.00	0.84	0.70	1.00	1.00	0.86	0.72	1.00	1.00	0.88	0.74	1.00	1.00	1.00	0.79	1.00	1.00	1.00	0.79	1.00	1.00	1.00	0.79			
		ΔT	30	28	25	21	30	28	25	21	30	28	25	21	30	28	25	21	30	28	24	21	31	29	26	22	31	29	26	22	31	29	26	22			
		kW	2.04	2.04	2.03	2.05	2.28	2.28	2.27	2.29	2.54	2.54	2.54	2.56	2.83	2.83	2.83	2.84	3.15	3.15	3.15	3.17	3.53	3.53	3.53	3.54	3.53	3.53	3.53	3.54	3.53	3.53	3.53	3.54			
		Amps	7.6	7.6	7.6	7.7	8.7	8.7	8.7	8.8	9.9	9.9	9.9	10.0	11.3	11.3	11.2	11.3	12.7	12.7	12.7	12.8	14.5	14.5	14.5	14.6	14.5	14.5	14.5	14.6	14.5	14.5	14.5	14.6			
85	1350	MBh	37.5	38.0	39.1	40.7	37.2	37.7	38.8	40.4	36.3	36.8	37.9	39.5	34.7	35.2	36.3	37.9	32.7	33.2	34.3	35.9	31.0	31.5	32.5	34.1	31.0	31.5	32.5	34.1	31.0	31.5	32.5	34.1			
		S/T	1.00	0.98	0.85	0.71	1.00	1.00	0.86	0.71	1.00	1.00	0.88	0.74	1.00	1.00	0.90	0.76	1.00	1.00	0.92	0.78	1.00	1.00	1.00	0.83	1.00	1.00	1.00	0.83	1.00	1.00	1.00	0.83			
		ΔT	29	27	24	20	29	27	24	20	29	27	24	20	29	27	24	20	29	27	23	20	30	28	25	21	30	28	25	21	30	28	25	21			
		kW	2.05	2.05	2.04	2.1	2.29	2.29	2.28	2.3	2.56	2.55	2.55	2.6	2.84	2.84	2.84	2.9	3.17	3.16	3.16	3.2	3.54	3.54	3.54	3.6	3.54	3.54	3.54	3.6	3.54	3.54	3.54	3.6			
		Amps	7.7	7.7	7.7	7.7	8.8	8.8	8.8	8.8	10.0	10.0	10.0	10.1	11.3	11.3	11.3	11.4	12.8	12.8	12.8	12.9	14.5	14.5	14.5	14.6	14.5	14.5	14.5	14.6	14.5	14.5	14.5	14.6			

IDB: Entering Indoor Dry Bulb Temperature
 High and low pressures are measured at the liquid and suction service valves.
 Shaded area reflects AHRI conditions.
 kW = Total system power
 Amps = Outdoor unit amps (compressor + fan)

EXPANDED HEATING DATA

GLZS4MA1810A*+AMST24BU1300A*

OUTDOOR AMBIENT TEMPERATURE																	
	65	60	55	50	47	45	40	35	30	25	20	17	15	10	5	0	-5
MBh	5.29	5.17	5.05	4.92	4.85	4.80	4.68	4.56	4.43	4.31	4.19	4.11	4.06	3.94	3.82	3.70	3.57
T/R	4.61	4.39	4.17	3.95	3.80	3.68	3.37	3.08	2.84	2.67	2.56	2.50	2.40	2.14	1.87	1.58	1.28
KW	372.52	360.40	348.29	336.17	328.90	324.05	311.94	299.82	287.70	275.59	263.47	256.20	251.35	239.24	227.12	215.00	202.89
AMPS	149.8	140.5	131.2	121.9	116.3	112.5	103.2	93.9	84.6	75.3	65.9	60.3	56.6	47.3	38.0	28.6	19.3
COP	0.00	0.00	0.00	0.00	0.00	0.00	0.00	0.00	0.00	0.00	0.00	0.00	0.00	0.00	0.00	0.00	0.00

GLZS4MA2410A*+ AMST24BU1300A*

OUTDOOR AMBIENT TEMPERATURE																	
	65	60	55	50	47	45	40	35	30	25	20	17	15	10	5	0	-5
MBh	28.50	26.68	24.89	23.13	22.00	21.17	19.06	17.11	15.52	14.34	13.47	13.00	12.40	10.90	9.40	7.90	6.40
T/R	32.95	31.15	29.34	27.54	26.46	25.46	22.93	20.58	18.66	17.24	16.19	15.63	14.91	13.11	11.30	9.50	7.69
KW	1.80	1.77	1.74	1.71	1.70	1.69	1.66	1.63	1.60	1.57	1.54	1.52	1.51	1.48	1.45	1.43	1.40
AMPS	6.6	6.5	6.4	6.2	6.2	6.1	6.0	5.9	5.7	5.6	5.5	5.4	5.4	5.2	5.1	5.0	4.9
COP	4.64	4.41	4.19	3.95	3.80	3.68	3.37	3.08	2.84	2.68	2.56	2.50	2.40	2.15	1.89	1.62	1.34

GLZS4MA3010A*+AMST30BU1300A*

OUTDOOR AMBIENT TEMPERATURE																	
	65	60	55	50	47	45	40	35	30	25	20	17	15	10	5	0	-5
MBh	36.98	34.64	32.33	30.06	28.60	27.54	24.82	22.30	20.24	18.72	17.60	17.00	16.23	14.29	12.36	10.43	8.49
T/R	31.06	29.38	27.69	26.00	24.98	24.05	21.68	19.48	17.68	16.35	15.38	14.85	14.17	12.49	10.80	9.11	7.42
KW	2.24	2.22	2.19	2.16	2.15	2.14	2.11	2.09	2.06	2.03	2.01	1.99	1.98	1.96	1.93	1.90	1.88
AMPS	8.1	8.0	7.8	7.7	7.7	7.6	7.5	7.4	7.3	7.2	7.1	7.0	6.9	6.8	6.7	6.6	6.5
COP	4.83	4.58	4.32	4.07	3.90	3.77	3.44	3.13	2.88	2.70	2.57	2.50	2.40	2.14	1.88	1.60	1.33

GLZS4MA3610A*+AMST36CU1300A*

OUTDOOR AMBIENT TEMPERATURE																	
	65	60	55	50	47	45	40	35	30	25	20	17	15	10	5	0	-5
MBh	44.76	42.03	39.34	36.70	35.00	33.77	30.66	27.73	25.33	23.57	22.29	21.60	20.71	18.47	16.24	14.01	11.77
T/R	33.78	32.02	30.27	28.52	27.47	26.52	24.06	21.76	19.88	18.49	17.49	16.95	16.25	14.50	12.74	10.99	9.24
KW	2.92	2.88	2.84	2.80	2.77	2.76	2.72	2.68	2.64	2.60	2.56	2.53	2.52	2.48	2.44	2.40	2.36
AMPS	10.8	10.6	10.5	10.3	10.2	10.1	9.9	9.8	9.6	9.4	9.2	9.1	9.1	8.9	8.7	8.5	8.4
COP	4.50	4.28	4.07	3.85	3.70	3.59	3.31	3.04	2.82	2.66	2.56	2.50	2.41	2.19	1.95	1.71	1.46

Calculations are based on nominal CFM and 70 °F indoor dry bulb.

Amps = Outdoor unit amps (comp.+fan)

Note: Shaded area is AHRI Rating Conditions at 47°F outdoor ambient temperature

kW = Total system power

GLZS4MA1810A*+AMST24BU1300A*				
Conditions: 80 °F IBD, 67 °F IWB @ 620 CFM				
OUTDOOR TEM. ° F.	TOTAL BTU/H	SENSIBLE BTU/H	LATENT BTU/H	TOTAL WATTS
75	19,300	14,100	5,200	1,180
80	19,050	14,150	4,900	1,250
85	18,800	14,200	4,600	1,310
90	18,400	14,100	4,325	1,380
95	18,000	13,950	4,050	1,450
100	17,500	13,750	3,750	1,530
105	17,000	13,550	3,450	1,610
110	16,550	14,850	1,725	1,710
115	16,100	16,100	0	1,800
TVA CONDITIONS @ 95° OD DB, 75° ID DB 63° ID WB				
95°	17,350	13,650	3,700	1,450

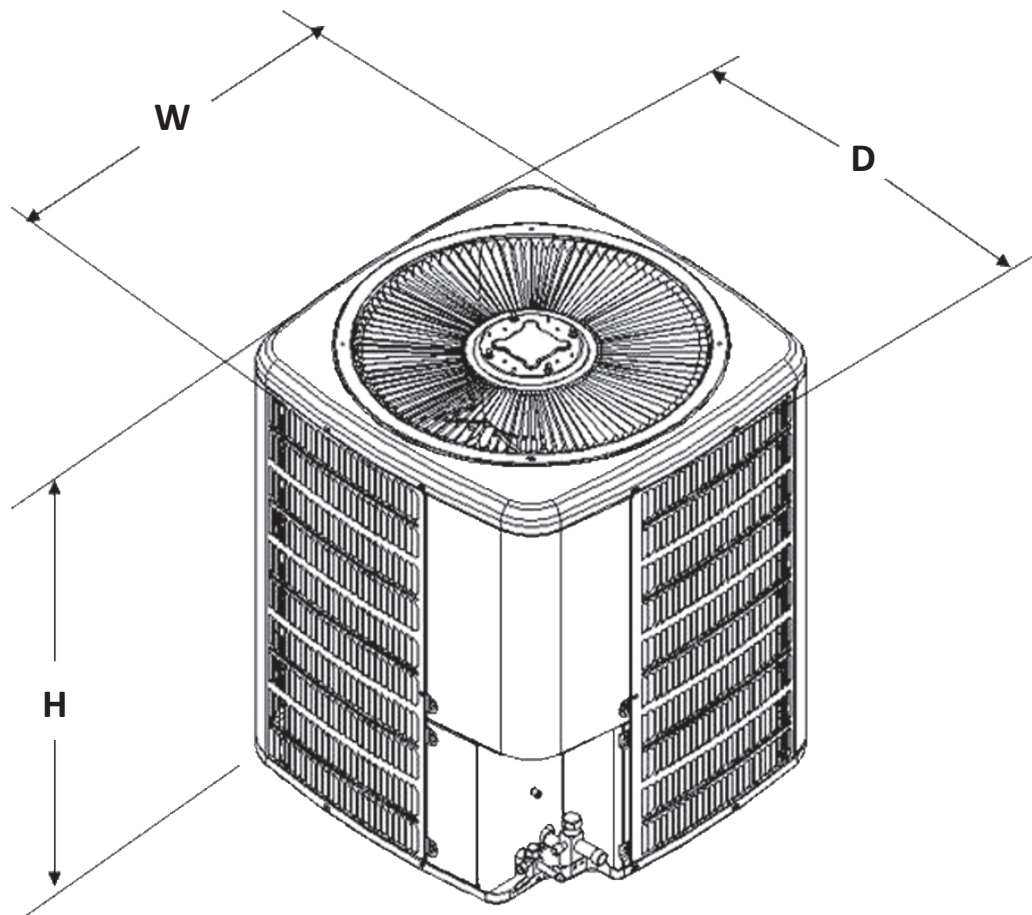
GLZS4MA2410A*+AMST24BU1300A*				
Conditions: 80 °F IBD, 67 °F IWB @ 770 CFM				
OUTDOOR TEM. ° F.	TOTAL BTU/H	SENSIBLE BTU/H	LATENT BTU/H	TOTAL WATTS
75	25,500	17,950	7,550	1,540
80	25,200	18,050	7,150	1,720
85	24,900	18,100	6,800	1,720
90	24,350	17,950	6,400	1,820
95	23,800	17,800	6,000	1,920
100	23,150	17,550	5,600	2,030
105	22,450	17,300	5,150	2,140
110	21,850	17,350	4,500	2,270
115	21,250	17,400	3,850	2,400
TVA CONDITIONS @ 95° OD DB, 75° ID DB 63° ID WB				
95°	22,950	17,400	5,550	1,920

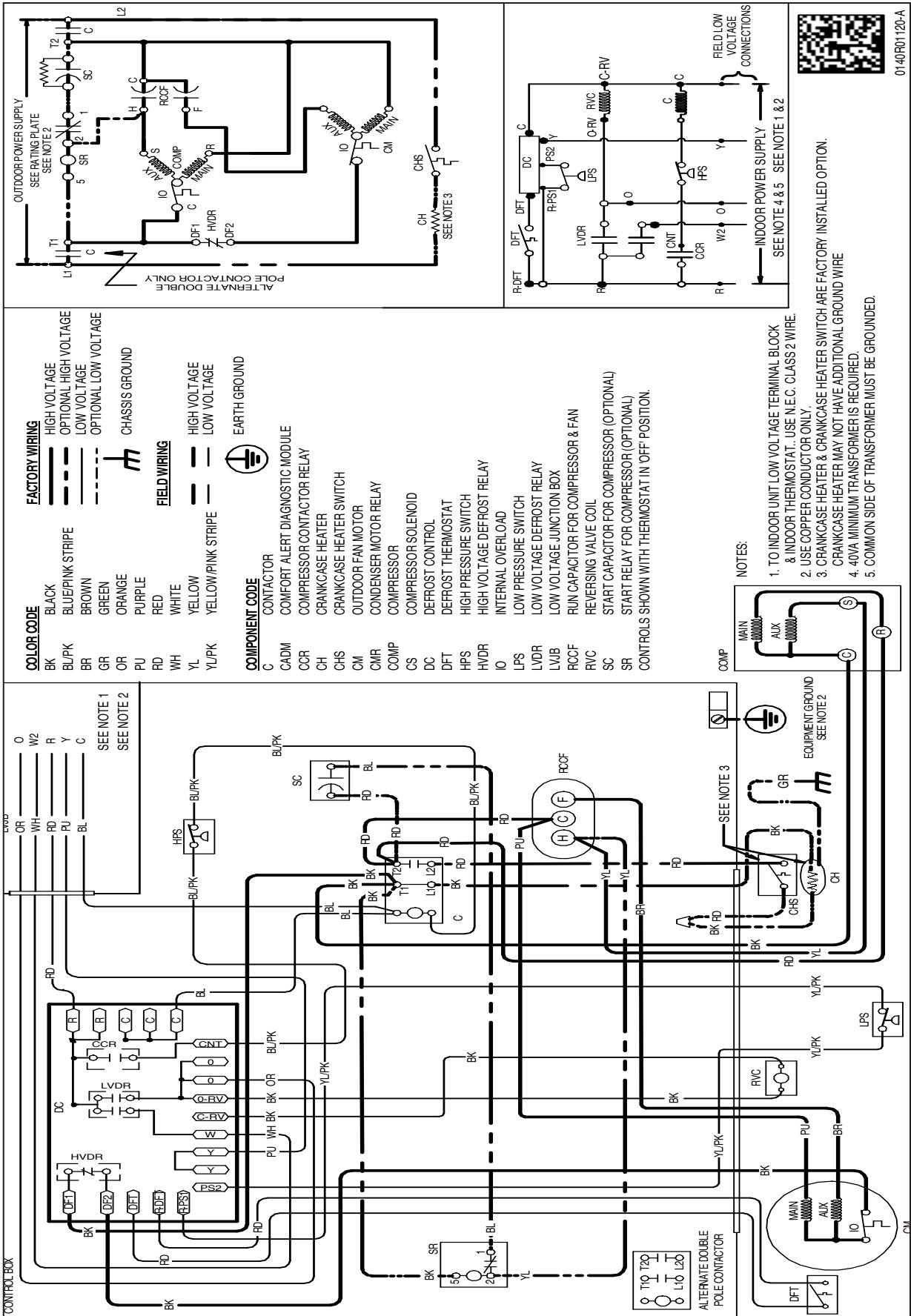
GLZS4MA3010A*+AMST30BU1300A*				
Conditions: 80 °F IBD, 67 °F IWB @ 1060 CFM				
OUTDOOR TEM. ° F.	TOTAL BTU/H	SENSIBLE BTU/H	LATENT BTU/H	TOTAL WATTS
75	30,650	23,200	7,450	1,860
80	30,300	23,300	6,975	1,970
85	29,900	23,400	6,500	2,070
90	29,250	23,200	6,075	2,190
95	28,600	22,950	5,650	2,310
100	27,800	22,950	4,850	2,440
105	27,000	22,950	4,050	2,570
110	26,300	22,750	3,550	2,720
115	25,550	22,500	3,050	2,870
TVA Conditions @ 95° OD DB, 75° ID DB 63° ID WB				
95°	27,600	22,450	5,150	2,310

GLZS4MA3610A*+AMST36CU1300A*				
Conditions: 80 °F IBD, 67 °F IWB @ 1180 CFM				
OUTDOOR TEM. ° F.	TOTAL BTU/H	SENSIBLE BTU/H	LATENT BTU/H	TOTAL WATTS
75	37,550	26,900	10,650	2,270
80	37,100	27,050	10,050	2,400
85	36,600	27,150	9,450	2,530
90	35,800	26,900	8,900	2,680
95	35,000	26,650	8,350	2,820
100	34,050	26,300	7,750	2,980
105	33,050	25,900	7,150	3,140
110	32,150	26,000	6,150	3,330
115	31,250	26,100	5,150	3,520
TVA CONDITIONS @ 95° OD DB, 75° ID DB 63° ID WB				
95°	33,750	26,050	7,700	2,820

All AHRI system ratings are accessible in the System Configurator tool via PartnerLink.

MODEL	DIMENSIONS		
	W"	D"	H"
GLZS4MA1810A*	29	29	32 ⁸ / ₁₆
GLZS4MA2410A*	29	29	32 ⁸ / ₁₆
GLZS4MA3010A*	29	29	39 ⁸ / ₁₆
GLZS4MA3610A*	35 ¹ / ₂	35 ¹ / ₂	35 ¹¹ / ₁₆





WARNING

High Voltage: Disconnect all power before servicing or installing this unit. Multiple power sources may be present. Failure to do so may cause property damage, personal injury, or death.

Wiring is subject to change. Always refer to the wiring diagram or the unit for the most up-to-date wiring.



01-40R01120-A

MODEL #	DESCRIPTION	GLZS4M A1810A*	GLZS4M A2410A*	GLZS4M A3010A*	GLZS4M A3610A*
ABK-20	Anchor Bracket Kit \diamond	X	X	X	X
ASC01A	Anti-Short Cycle Kit	X	X	X	X
CSR-U-1	Hard-start Kit	X	X	X	X
FSK01A ¹	Freeze Protection Kit	X	X	X	X
LSK02A	Liquid Line Solenoid Kit	X	X	X	X
LAKT01A	Low-Ambient Kit	X	X	X	X
OT18-60A ²	Outdoor Thermostat w/ Lockout Stat	X	X	X	X

⁰ Contains 20 brackets; four brackets needed to anchor unit to pad

¹ Installed on indoor coil

² Required for heat pump applications where ambient temperatures fall below 0°F with 50% or higher relative humidity.

