



Submittal Data Sheet  
 2.0-Ton Wall Mount with Heat Pump  
 FTXB24BXVJURXB24BXVJU

MODEL	INDOOR UNIT		FTXB24BXVJU	
	OUTDOOR UNIT		RXB24BXVJU	
			Cooling	Heating
Rated Capacity (Min. ~ Max.)	kW		6.21 (2.02 - 6.50)	6.21 (1.70 - 8.00)
	Btu/h		21200 (6900 - 22200)	21200 (5800 - 27300)
Moisture Removal	gal/h		0.66	
Rated Running Current	A		8.87	7.76
Rated Power Consumption	W		2019	1767
EER2	Btu/h/W		10.5	N/A
SEER2			18.0	N/A
COP	W/W		N/A	3.52
HSPF2			N/A	8.5
Piping Connections	Liquid	inch (mm)	1/4" (6.35)	
	Gas	inch (mm)	5/8" (15.88)	
Refrigerant	Type		R410A	
	Charge	lbs (kg)	3.20 (1.45)	
Max. Interunit Piping Length	ft (m)		98-1/2 (30)	
Max. Interunit Height Difference	ft (m)		32-13/16 (10)	
Chargeless	ft (m)		32-13/16 (10)	
Amount of Additional Charge of Refrigerant	oz/ft (g/m)		0.21 (20)	
Drawing No.			3D143694C	
INDOOR UNIT			FTXB24BXVJU	
Front Panel Color			WHITE	
Airflow Rate	Turbo	CFM	754	
	High	CFM	716	
	Medium	CFM	605	
	Low	CFM	467	
	Quiet	CFM	395	
Sound Pressure Level (H/M/L/Q)	dBA		51/44/38/34	48/42/37/34
Fan	Type		CROSS FLOW	
	Drive		DIRECT	
	Speed		3 STEPS, QUIET, AUTO, TURBO	

Daikin Comfort Technologies North America, Inc 19001 Kermier Rd Waller TX 77484  
 Daikin City Generated Submittal Data [www.daikincomfort.com](http://www.daikincomfort.com) or [www.daikinac.com](http://www.daikinac.com)

(Daikin's products are subject to continuous improvements. Daikin reserves the right to modify product design, specifications, and information in this data sheet without notice and without incurring any obligations)



Submittal Data Sheet  
 2.0-Ton Wall Mount with Heat Pump  
 FTXB24BXVJURXB24BXVJU

<b>Fan Motor</b>	<b>Type</b>		DIRECT CURRENT	
	<b>Motor Output</b>	<b>W</b>	39	
	<b>Running Current (Rated)</b>	<b>A</b>	0.17	
	<b>Power Consumption (Rated)</b>	<b>W</b>	54	
<b>Air Direction Control</b>			UP, DOWN, LEFT, RIGHT	
<b>Air Filter</b>			CATECHIN	
<b>Dimensions (H x W x D)</b>		<b>inch (mm)</b>	11-11/16 x 39-9/16 x 10-3/4 (297 x 990 x 273)	
<b>Weight</b>		<b>lbs (kg)</b>	31 (14)	
<b>Condensate Drain Size</b>		<b>inch (mm)</b>	5/8 (16)	
<b>OUTDOOR UNIT</b>			<b>RXB24BXVJU</b>	
<b>Casing Color</b>			IVORY WHITE	
<b>Airflow Rate</b>	<b>High</b>	<b>CFM</b>	1987	1905
<b>Sound Pressure Level</b>		<b>dBA</b>	53	52
<b>Fan</b>	<b>Type</b>		PROPELLER	
	<b>Drive</b>		DIRECT	
<b>Fan Motor</b>	<b>Type</b>		DIRECT CURRENT	
	<b>Index of protection (IP)</b>		23	
	<b>Insulation Grade</b>		E	
	<b>Running Current (Rated)</b>	<b>A</b>	1.30	
	<b>Power Consumption (Rated)</b>	<b>W</b>	88	
	<b>Motor Output</b>	<b>W</b>	55	
	<b>Poles</b>		8	
<b>Compressor</b>	<b>Type</b>		HERMETIC SWING	
	<b>Model</b>		2Y147AKCX2A	
	<b>Oil type</b>		DAPHNE FVC50K	
	<b>Oil amount</b>	<b>oz (cm3)</b>	21.5 (650)	
<b>Heat Exchanger Type</b>			FIN TUBE	
<b>Dimensions (H x W x D)</b>		<b>inch (mm)</b>	27-13/32 x 36-5/8 x 13-13/16 (696 x 930 x 351)	
<b>Weight</b>		<b>lbs (kg)</b>	97 (44)	
<b>COOLING</b>		<b>HEATING</b>		

Daikin Comfort Technologies North America, Inc 19001 Kermier Rd Waller TX 77484  
 Daikin City Generated Submittal Data [www.daikincomfort.com](http://www.daikincomfort.com) or [www.daikinac.com](http://www.daikinac.com)

(Daikin's products are subject to continuous improvements. Daikin reserves the right to modify product design, specifications, and information in this data sheet without notice and without incurring any obligations)



Submittal Data Sheet  
2.0-Ton Wall Mount with Heat Pump  
FTXB24BXVJURXB24BXVJU

INDOOR: 80°FDB (26.7°CDB) / 67°FWB (19.4°CWB)	INDOOR: 70°FDB (21.1°CDB)
OUTDOOR: 95°FDB (35°CDB)	OUTDOOR: 47°FDB (8.3°CDB) / 43°FWB (6.1°CWB)

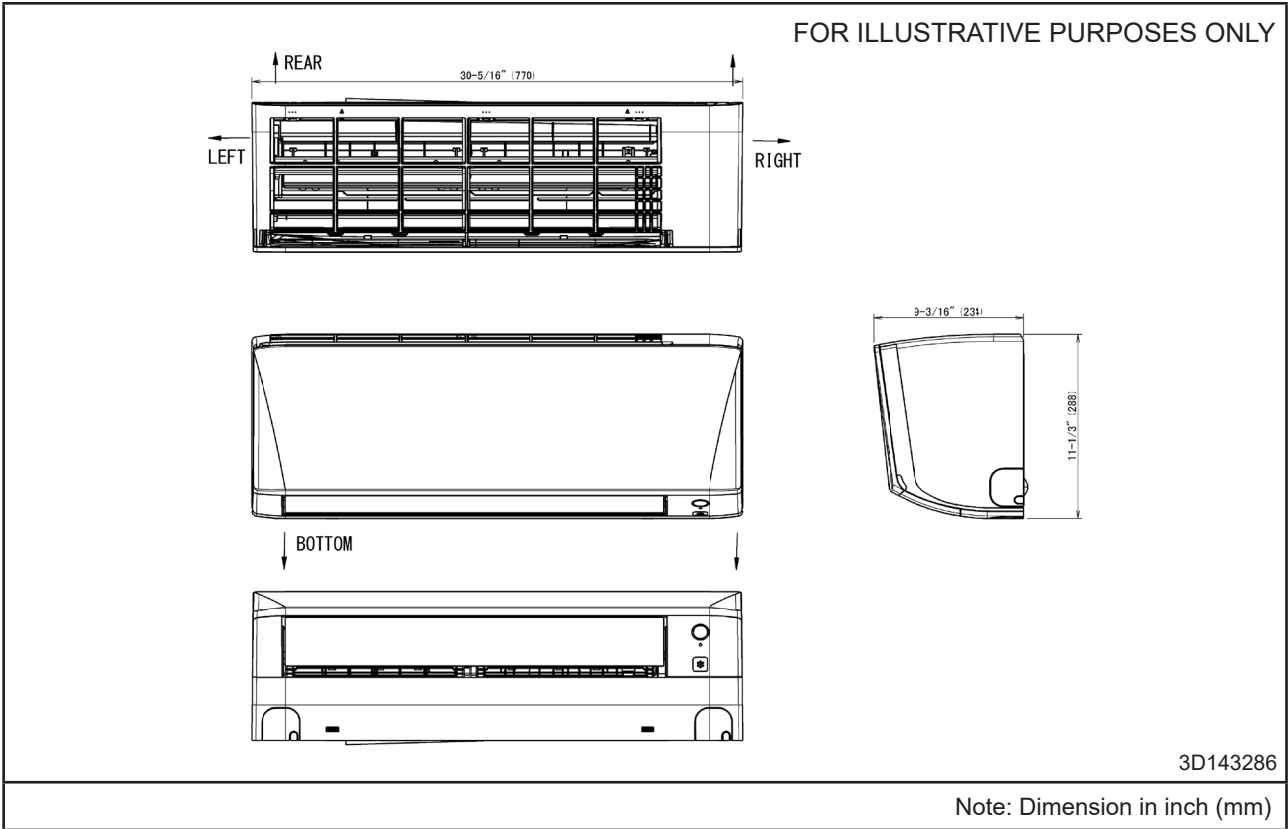
Daikin Comfort Technologies North America, Inc 19001 Kermier Rd Waller TX 77484  
Daikin City Generated Submittal Data [www.daikincomfort.com](http://www.daikincomfort.com) or [www.daikinac.com](http://www.daikinac.com)

(Daikin's products are subject to continuous improvements. Daikin reserves the right to modify product design, specifications, and information in this data sheet without notice and without incurring any obligations)

# Dimensions

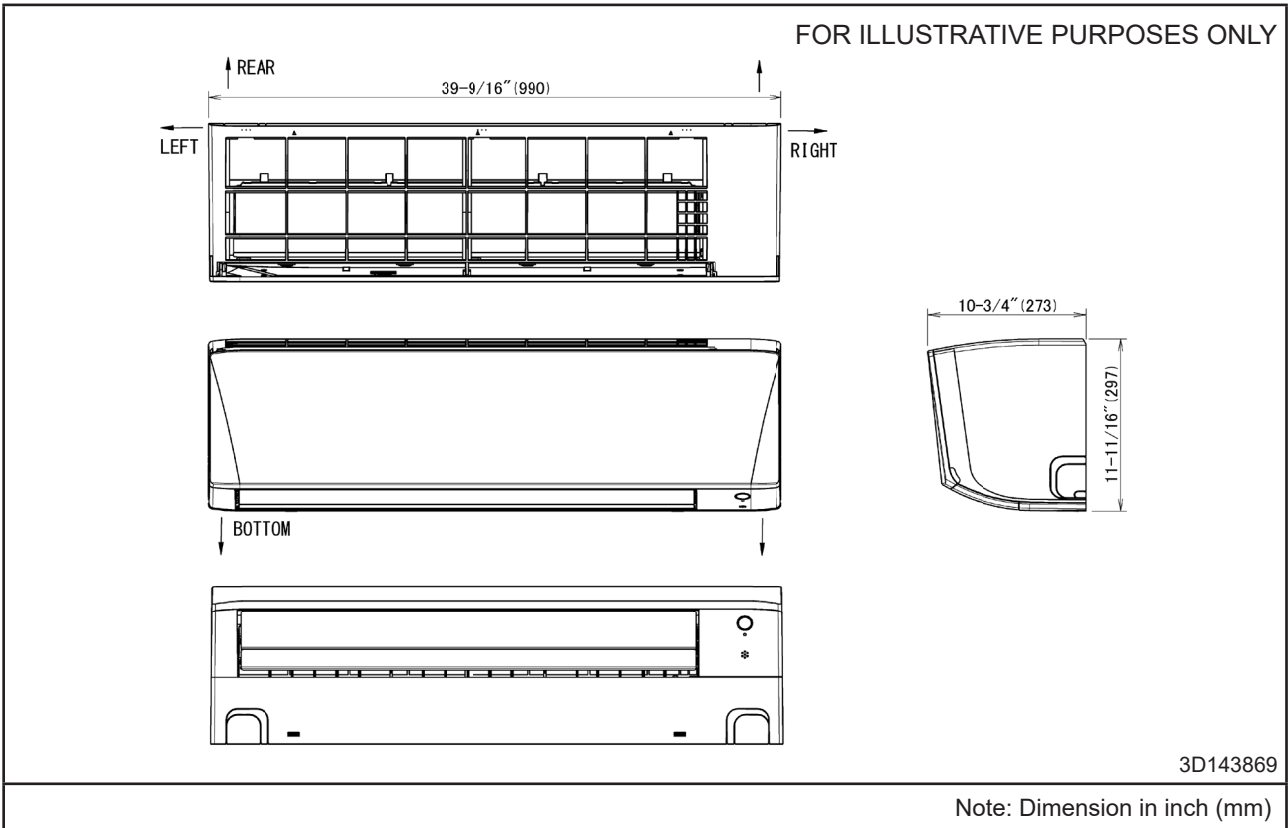
## Indoor Unit

Model : FTXB09/12B



Note: Dimension in inch (mm)

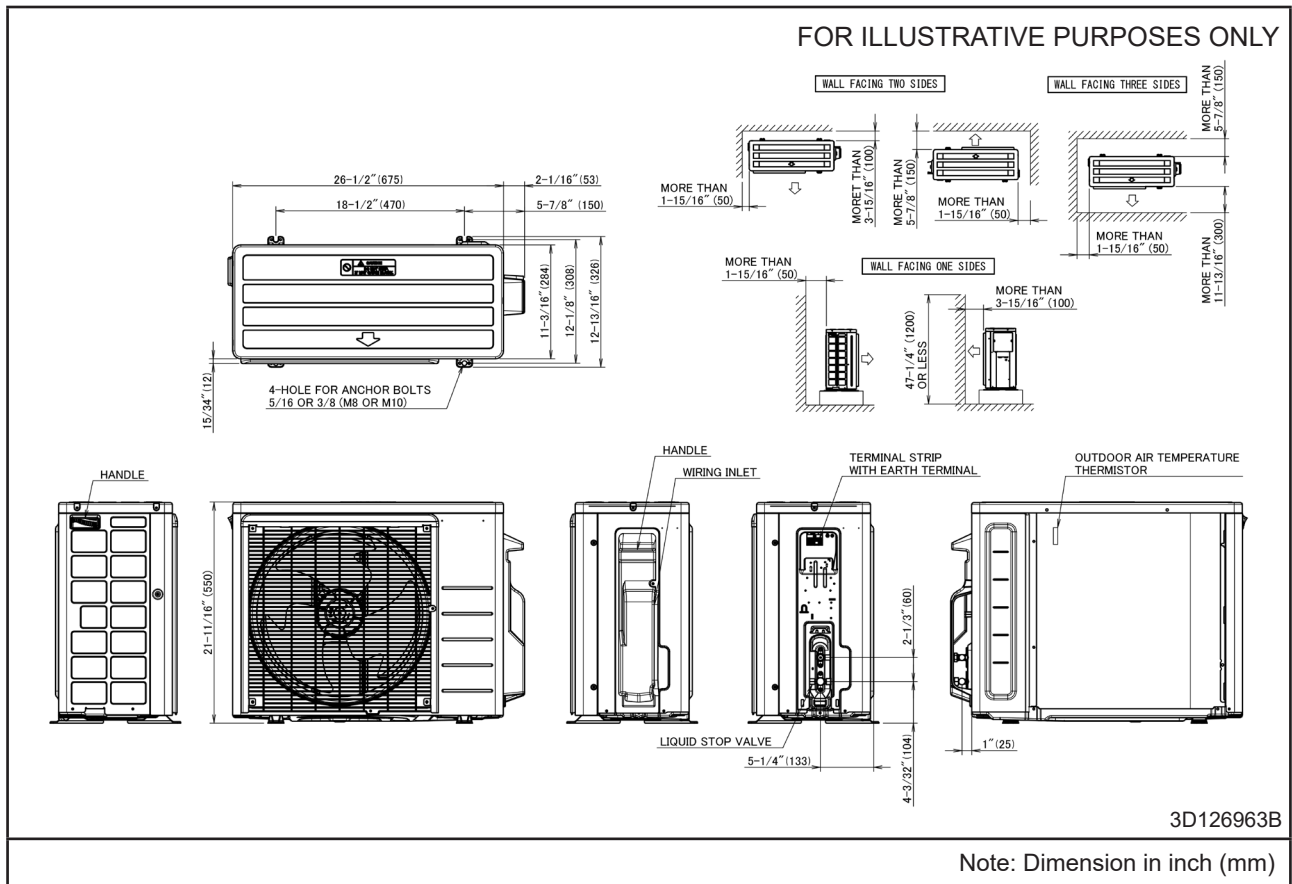
Model : FTXB18/24B



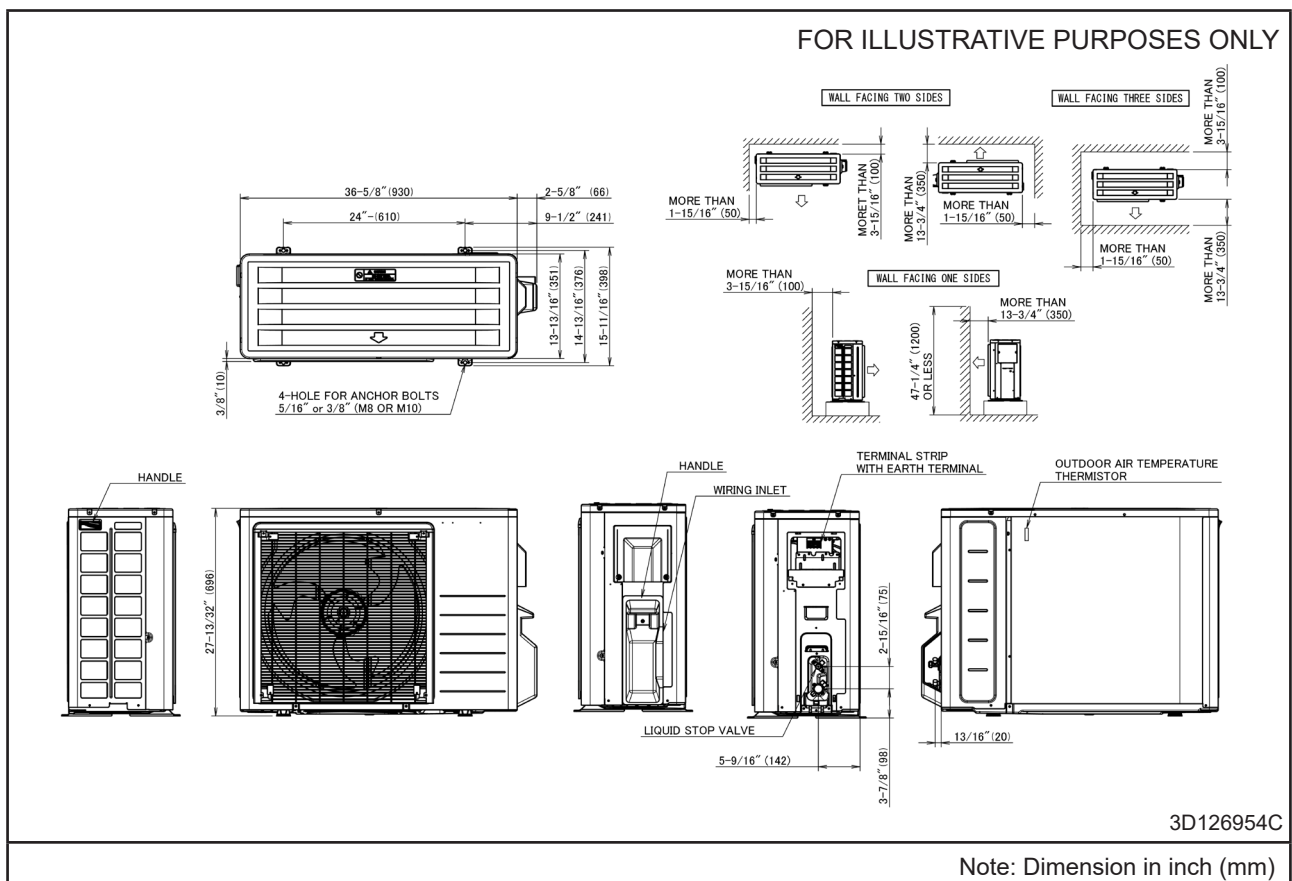
Note: Dimension in inch (mm)

# Outdoor Unit

Model : RXB09/12B



Model : RXB18/24B



# Electric Characteristic

Unit Combination		Power Supply				COMP		OFM		IFM	
Indoor Unit	Outdoor Unit	Hz-Volts	Voltage Range	MCA	MOP	RHz	A	kW	MOC	kW	MOC
FTXB09B	RXB09B	60Hz-208V	MAX. 60Hz 253V MIN. 60Hz 187V	12.35	15	88	4.34	0.026	0.60	0.022	0.35
		60Hz-230V									
FTXB12B	RXB12B	60Hz-208V	MAX. 60Hz 253V MIN. 60Hz 187V	12.40	15	96	5.57	0.026	0.61	0.022	0.40
		60Hz-230V									
FTXB18B	RXB18B	60Hz-208V	MAX. 60Hz 253V MIN. 60Hz 187V	16.55	20	90	8.17	0.055	1.30	0.039	0.55
		60Hz-230V									
FTXB24B	RXB24B	60Hz-208V	MAX. 60Hz 253V MIN. 60Hz 187V	16.55	20	104	10.67	0.055	1.30	0.039	0.55
		60Hz-230V									

**Symbols:**

- MCA : Minimum Circuit Amps (A)
- MOP : Maximum Overcurrent Protection (A)
- COMP : Compressor
- RHz : Rated Operating Frequency (Hz)
- A : Compressor Input Current (A)
- OFM : Outdoor Fan Motor
- IFM : Indoor Fan Motor
- kW : Fan Motor Rated Output (kW)
- MOC : Maximum Operating Current (A)

**Notes:**

1. RHz is the max frequency that comes in cooling operation and heating operation.
2. RLA is the max current that comes in cooling operation and heating operation.
3. Maximum allowable voltage that is unbalance between phases is 2%.
4. Select wire size based on the larger value of MCA.
5. Use circuit breaker instead of fuse

3D142347A